

# ACADEMIC YEAR : 2022-23

## 2.7.1 : STUDENT SATISFACTION SURVEY (SSS)

**- Responses Summary**

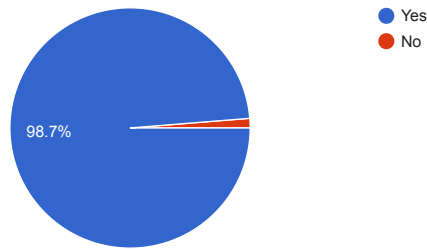
# Academic Year : 2022-23 Criterion II : Student Satisfaction Survey on Overall Institutional Performance

2,341 responses

Please confirm this is the first and only time you answer this survey for AY 2022-23

[Copy](#)

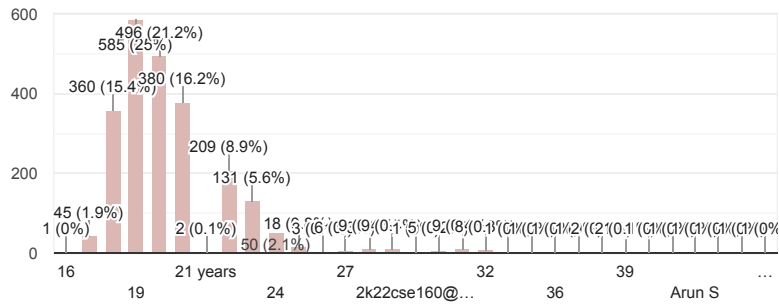
2,341 responses



Age

[Copy](#)

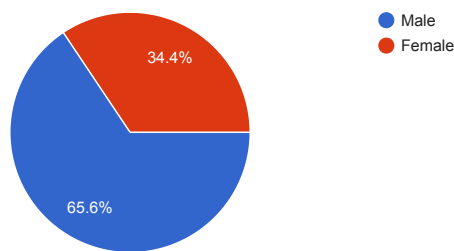
2,341 responses



Gender

[Copy](#)

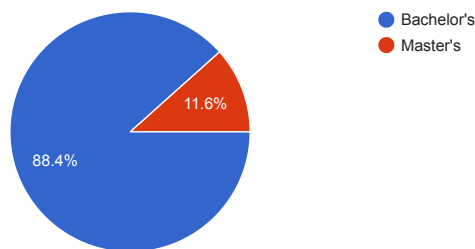
2,341 responses

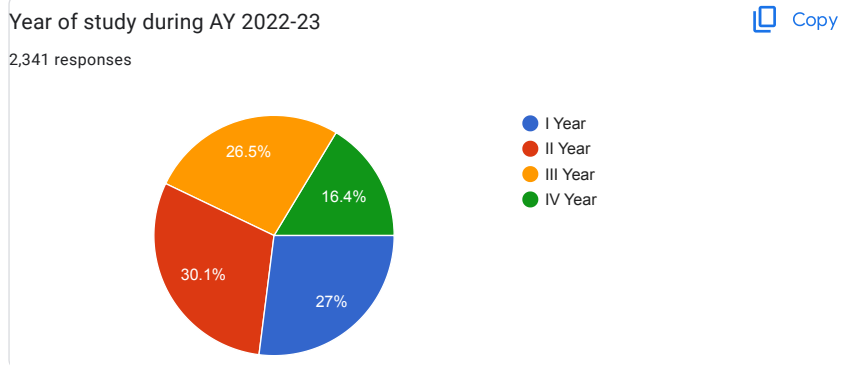
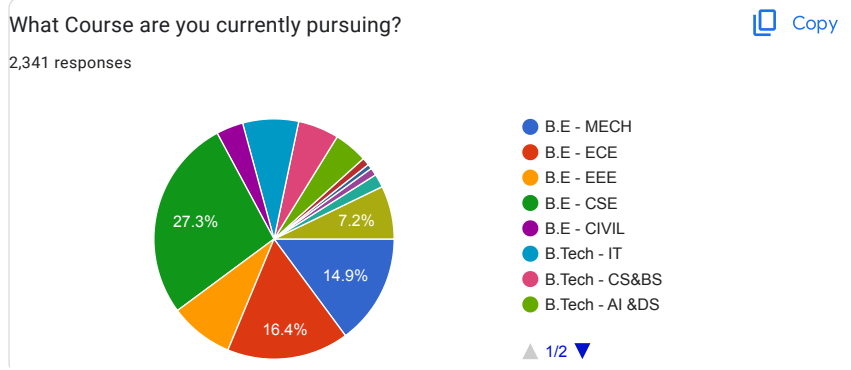


What degree Program are you pursuing now (AY:2022-23)?

[Copy](#)

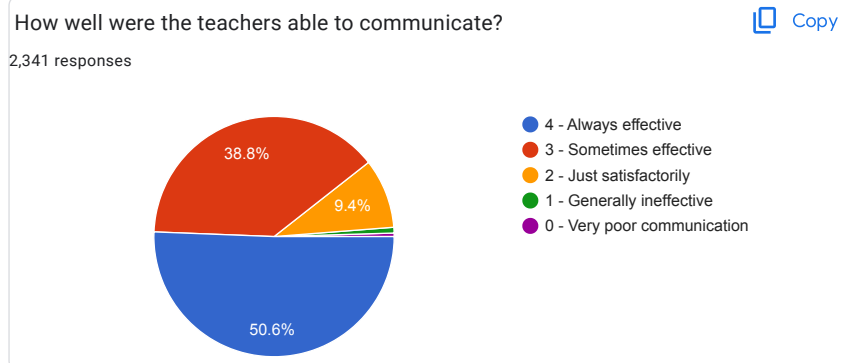
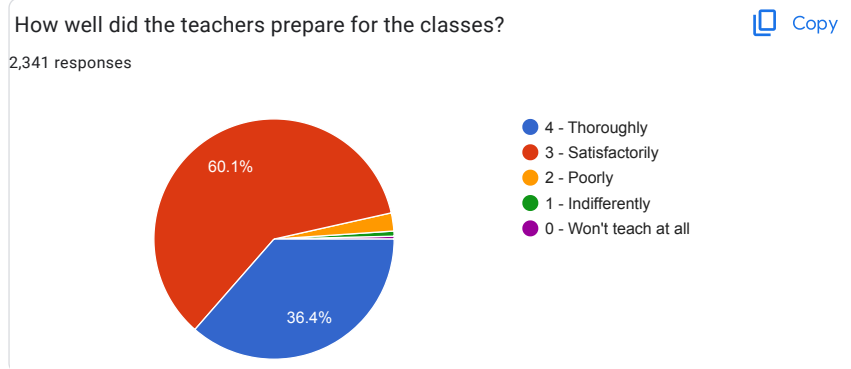
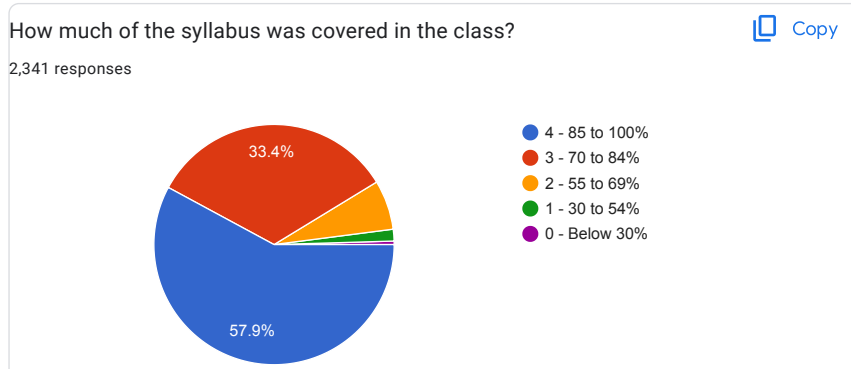
2,341 responses

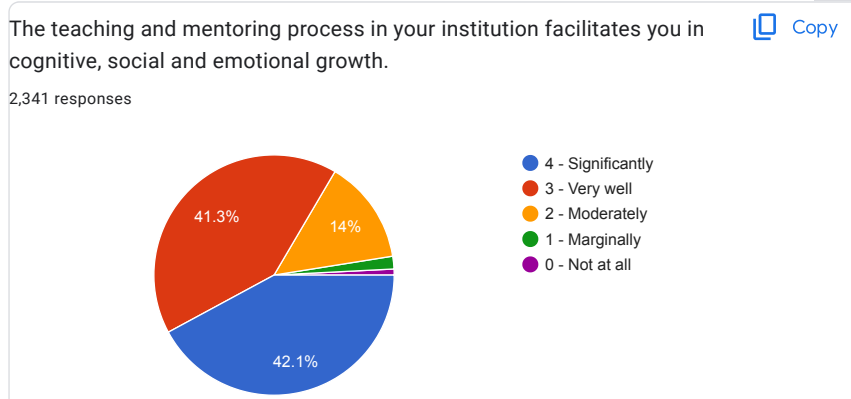
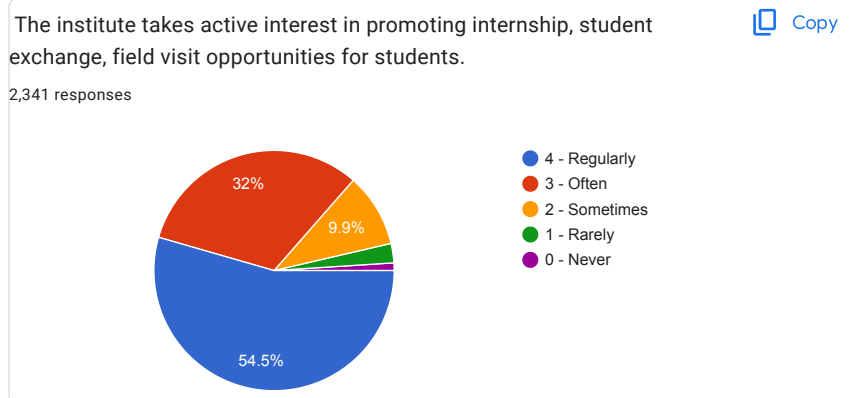
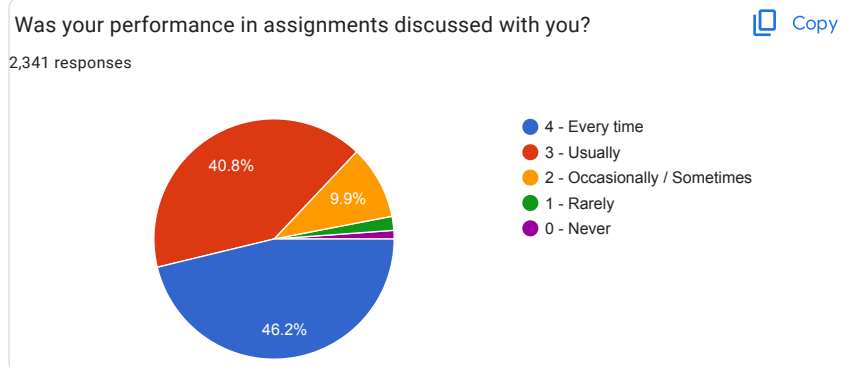
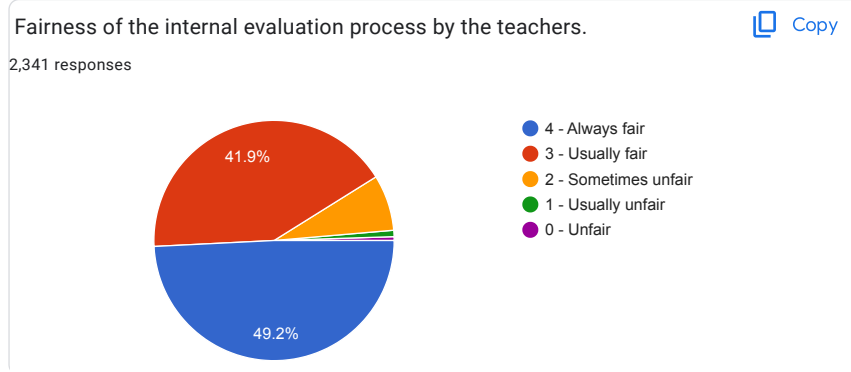
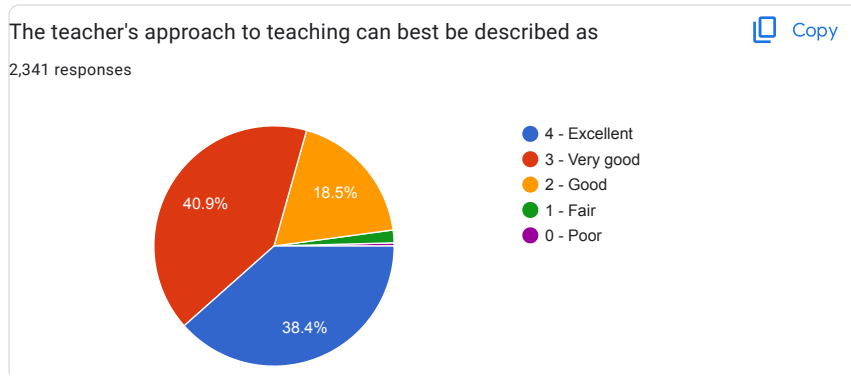


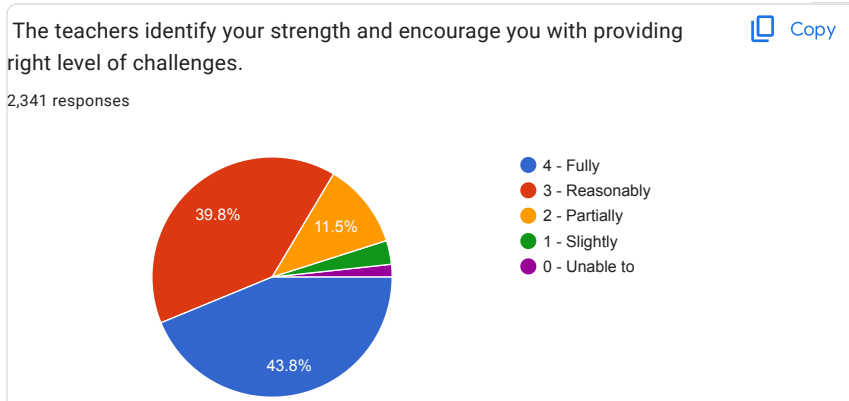
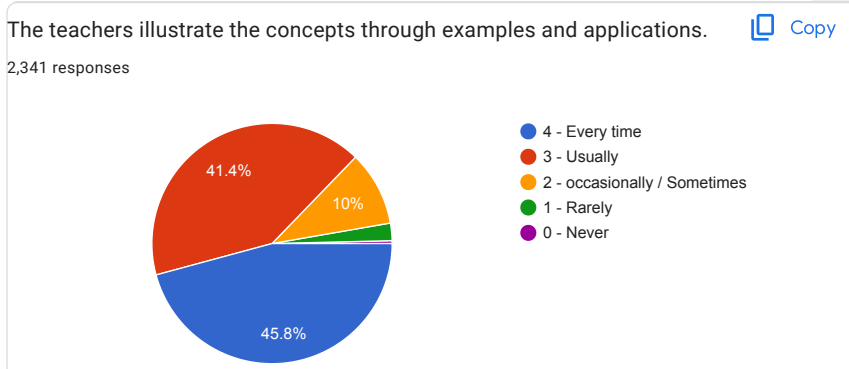
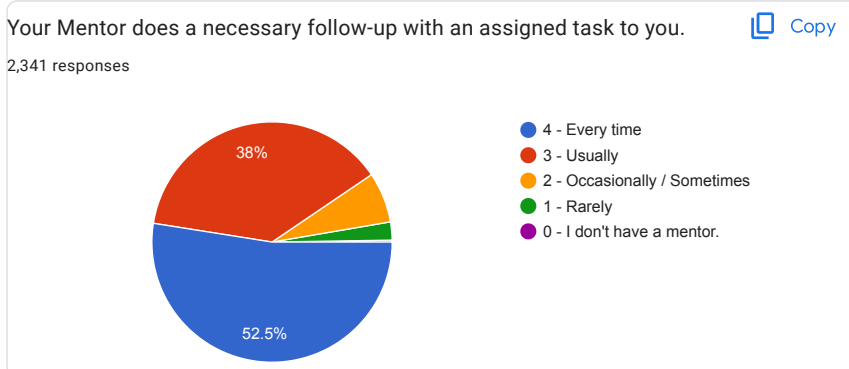
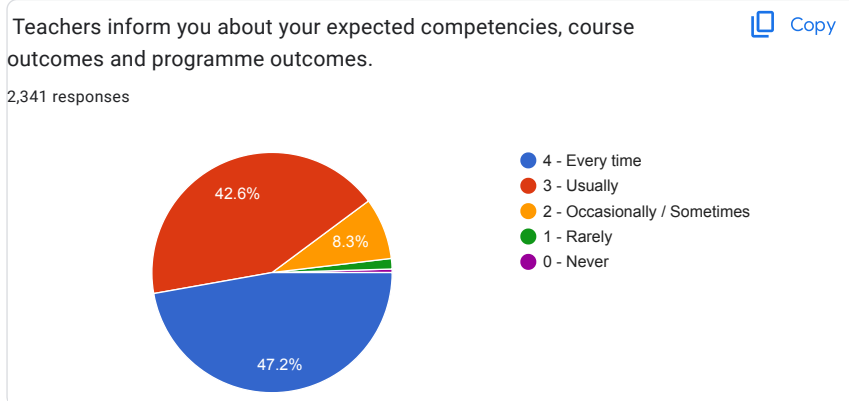
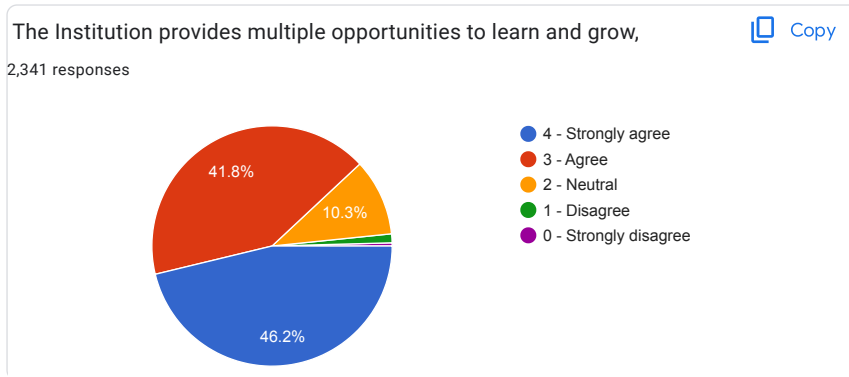


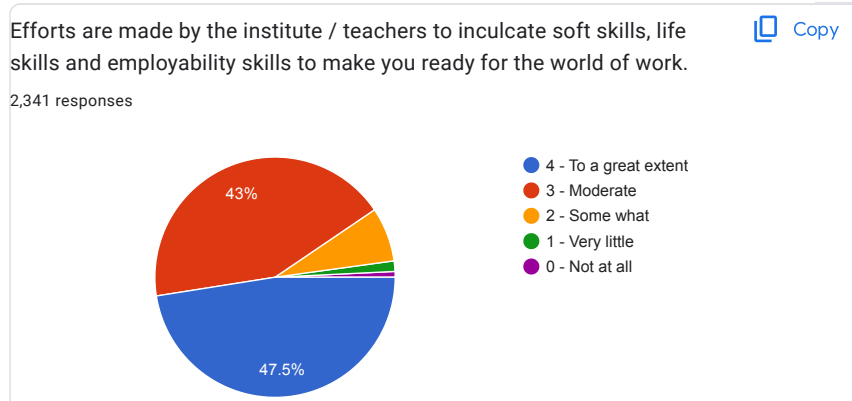
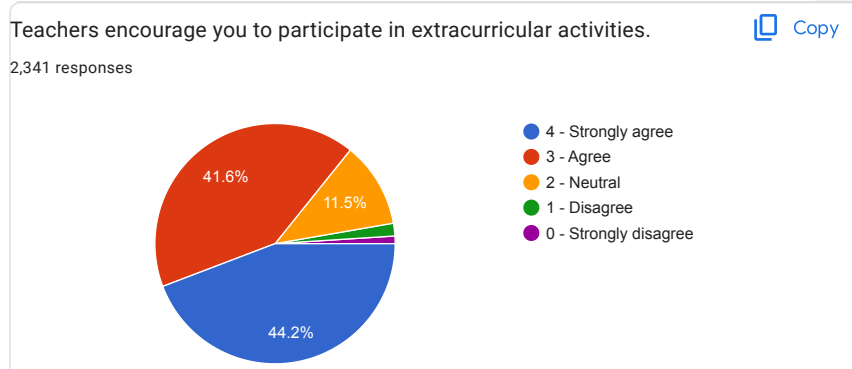
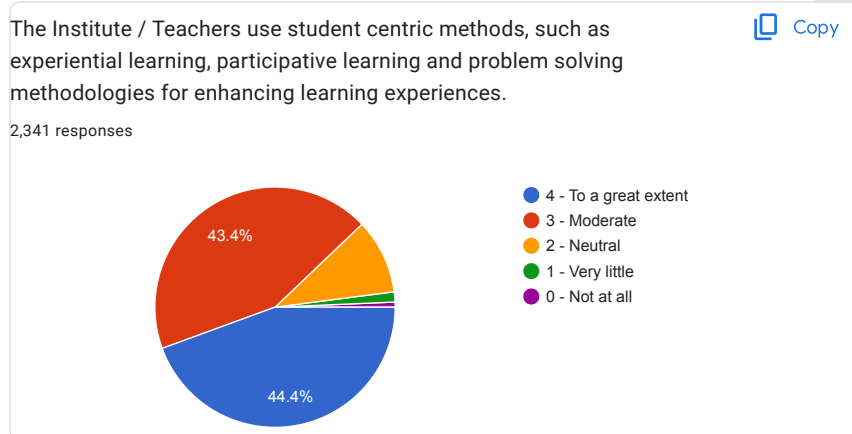
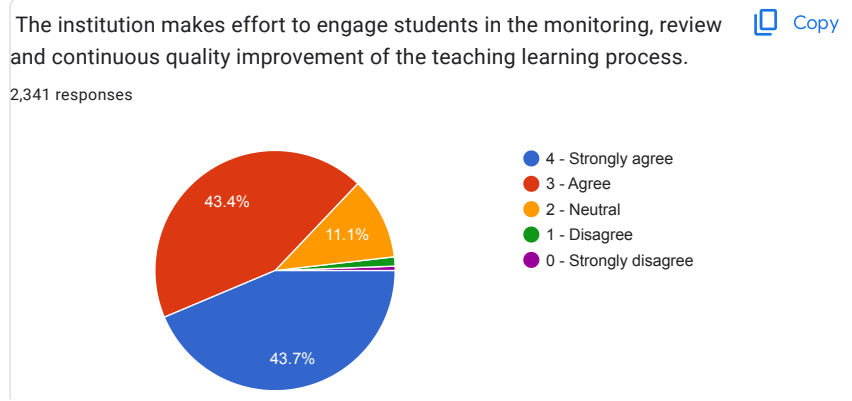
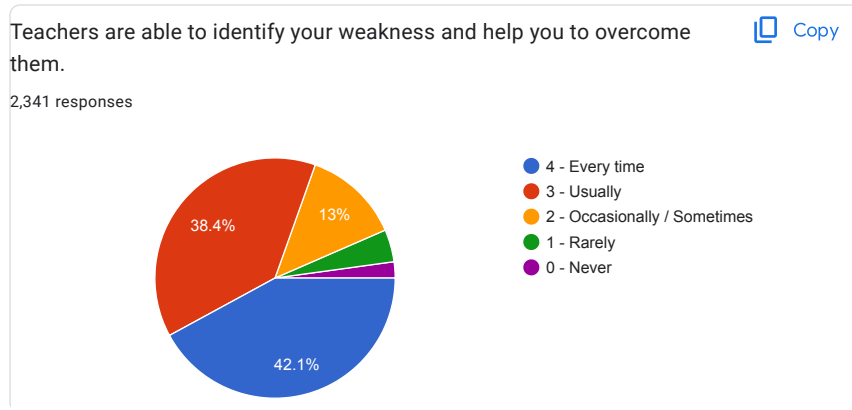
SSS on Teaching - Learning Process

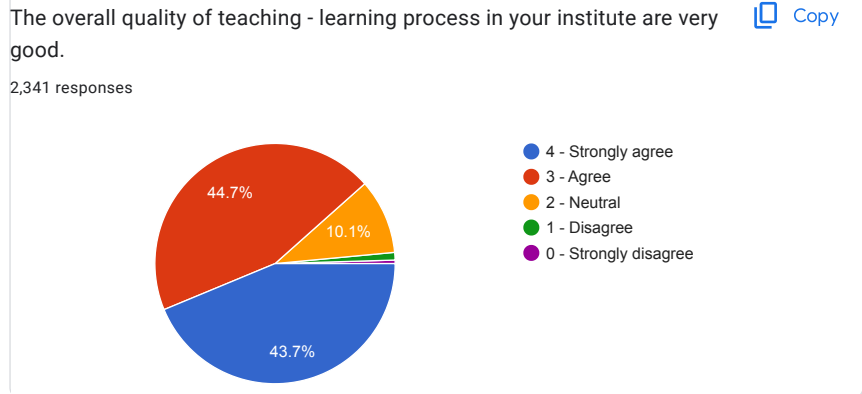
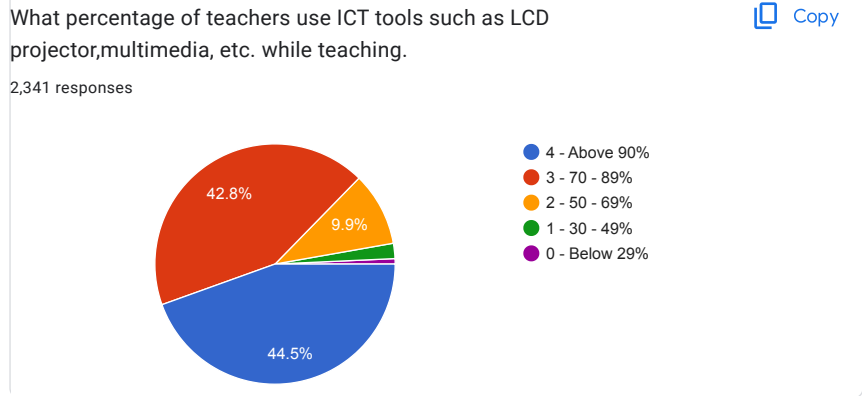
Instructions to fill the questionnaire



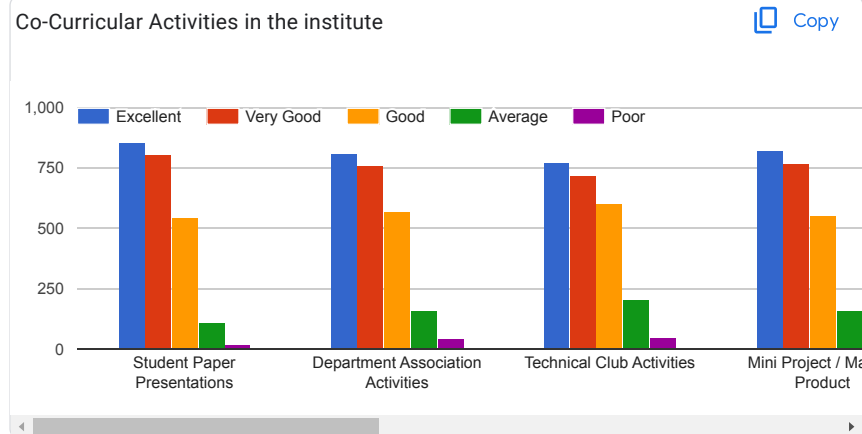
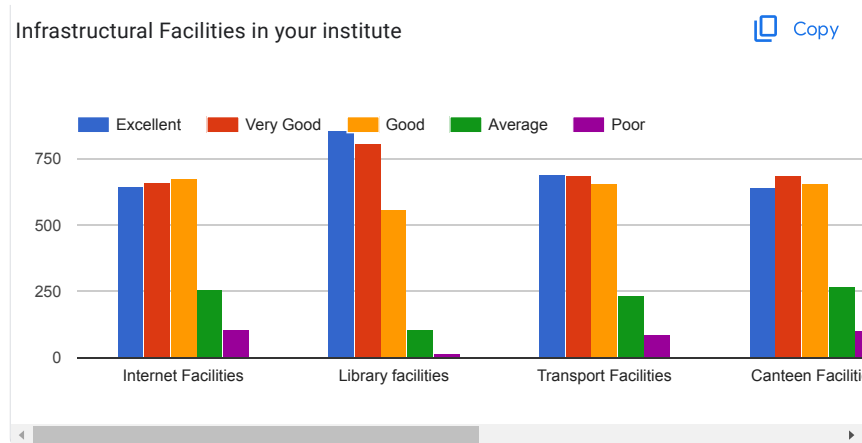


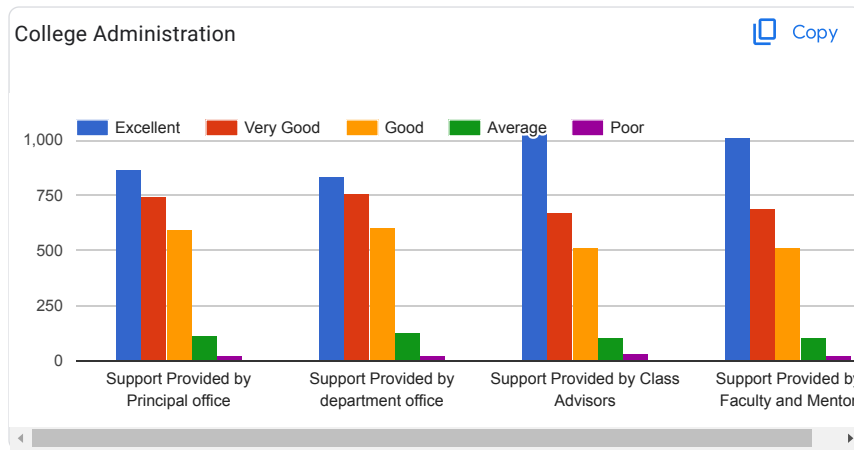






SSS on Overall Institutional Performance





This content is neither created nor endorsed by Google. [Report Abuse](#) - [Terms of Service](#) - [Privacy Policy](#).

Google Forms



# ACADEMIC YEAR : 2022-23

## 2.7.1 : STUDENT SATISFACTION SURVEY (SSS)

**- Consolidated Responses**

# KNOWLEDGE INSTITUTE OF TECHNOLOGY, SALEM – 637 209


Academic Year : 2022-23

## STUDENT SATISFACTION SURVEY – Consolidated Responses

2.7.1 - Student Satisfaction Survey (SSS) on overall institutional performance (Institution may design its own questionnaire)

(Results and details need to be provided as a weblink)

S.No.	Parameters	Total No. of Responses Received	No. of Resposes in each Category (Weighted Value)					Weighted Response (in %)
			Excellent (1.0)	Good (0.75)	Satisfactory (0.5)	Below Satisfactory (0.25)	Poor (0)	
1	How much of the syllabus was covered in the class?	2329	1348	777	156	37	11	86.6
2	How well did the teachers prepare for the classes?		848	1399	57	16	9	82.9
3	How well were the teachers able to communicate?		1177	905	218	18	11	84.6
4	The teacher's approach to teaching can best be described as		897	952	430	40	10	78.8
5	Fairness of the internal evaluation process by the teachers.		1144	977	176	20	12	84.6
6	Was your performance in assignments discussed with you?		1076	953	229	44	27	82.3
7	The institute takes active interest in promoting internship, student exchange, field visit opportunities for students.		1269	744	232	60	24	84.1
8	The teaching and mentoring process in your institution facilitates you in cognitive, social and emotional growth.		981	966	325	39	18	80.6
9	The Institution provides multiple opportunities to learn and grow.		1076	974	241	28	10	83.0

  
**PRINCIPAL**  
 KNOWLEDGE INSTITUTE OF TECHNOLOGY  
 KAKAPALAYAM (PO), SALEM-637 504

S.No.	Parameters	Total No. of Responses Received	No. of Resposes in each Category (Weighted Value)					Weighted Response (in %)
			Excellent (1.0)	Good (0.75)	Satisfactory (0.5)	Below Satisfactory (0.25)	Poor (0)	
10	Teachers inform you about your expected competencies, course outcomes and programme outcomes.	2329	1098	993	194	33	11	83.6
11	Your Mentor does a necessary follow-up with an assigned task to you.		1222	886	158	57	6	85.0
12	The teachers illustrate the concepts through examples and applications.		1064	966	235	55	9	82.4
13	The teachers identify your strength and encourage you with providing right level of challenges.		1022	923	270	74	40	80.2
14	Teachers are able to identify your weakness and help you to overcome them.		982	893	303	100	51	78.5
15	The institution makes effort to engage students in the monitoring, review and continuous quality improvement of the teaching learning process.		1016	1012	259	28	14	82.1
16	The Institute / Teachers use student centric methods, such as experiential learning, participative learning and problem solving methodologies for enhancing learning experiences.		1033	1014	234	32	16	82.4
17	Teachers encourage you to participate in extracurricular activities.		1032	966	268	39	24	81.6
18	Efforts are made by the institute / teachers to inculcate soft skills, life skills and employability skills to make you ready for the world of work.		1105	1002	171	33	18	83.7
19	What percentage of teachers use ICT tools such as LCD projector, multimedia, etc. while teaching.		1036	996	232	48	17	82.1
20	The overall quality of teaching - learning process in your institute are very good.		1019	1040	235	24	11	82.5

  
**PRINCIPAL**  
 KNOWLEDGE INSTITUTE OF TECHNOLOGY  
 KAKAPALAYAM (PO), SALEM-637 504

S.No.	Parameters	Total No. of Responses Received	No. of Resposes in each Category (Weighted Value)					Weighted Response (in %)
			Excellent (1.0)	Good (0.75)	Satisfactory (0.5)	Below Satisfactory (0.25)	Poor (0)	
21	Infrastructural Facilities in your institute [Internet Facilities]	2329	639	659	666	259	106	65.7
22	Infrastructural Facilities in your institute [Library facilities]		851	799	554	108	17	75.3
23	Infrastructural Facilities in your institute [Transport Facilities]		687	678	648	232	84	67.7
24	Infrastructural Facilities in your institute [Canteen Facilities]		633	678	654	265	99	65.9
25	Infrastructural Facilities in your institute [Hostel Facilities]		610	649	756	230	84	65.8
26	Infrastructural Facilities in your institute [Sports & Games Facilities]		578	628	620	318	185	61.8
27	Infrastructural Facilities in your institute [Medical Support]		687	655	646	236	105	67.0
28	Co-Curricular Activities in the institute [Student Paper Presentations]		849	808	541	113	18	75.3
29	Co-Curricular Activities in the institute [Department Association Activities]		808	757	564	157	43	72.9
30	Co-Curricular Activities in the institute [Technical Club Activities]		769	710	600	199	51	70.9
31	Co-Curricular Activities in the institute [Mini Project / Make a Product]		820	766	549	155	39	73.3

  
**PRINCIPAL**  
 KNOWLEDGE INSTITUTE OF TECHNOLOGY  
 KAKAPALAYAM (PO), SALEM-637 504

S.No.	Parameters	Total No. of Responses Received	No. of Resposes in each Category (Weighted Value)					Weighted Response (in %)
			Excellent (1.0)	Good (0.75)	Satisfactory (0.5)	Below Satisfactory (0.25)	Poor (0)	
32	Co-Curricular Activities in the institute [Non - Formal Courses]	<b>2329</b>	669	752	634	197	77	68.7
33	Co-Curricular Activities in the institute [Industrial Visits]		780	681	518	205	145	68.7
34	Co-Curricular Activities in the institute [In-plant Training / Internships]		766	731	559	206	67	70.6
35	Co-Curricular Activities in the institute [Arranging Industry Experts for Guest Lecturers / Interactions]		934	712	527	127	29	75.7
36	Co-Curricular Activities in the institute [Professional Society Activities(ISTE/IEEE/etc.,)]		818	740	536	185	50	72.4
37	College Administration [Support Provided by Principal office]		861	741	590	111	26	74.7
38	College Administration [Support Provided by department office]		828	751	604	122	24	74.0
39	College Administration [Support Provided by Class Advisors]		1019	669	512	100	29	77.4
40	College Administration [Support Provided by Faculty and Mentor]		1002	683	512	105	27	77.1
<b>OVERALL</b>			<b>926</b>	<b>840</b>	<b>410</b>	<b>111</b>	<b>41</b>	<b>76.8</b>

  
PRINCIPAL

**PRINCIPAL**  
KNOWLEDGE INSTITUTE OF TECHNOLOGY  
KAKAPALAYAM (PO), SALEM-637 504