



**ANNA UNIVERSITY, CHENNAI  
NON-AUTONOMOUS AFFILIATED COLLEGES  
REGULATIONS 2021  
CHOICE BASED CREDIT SYSTEM**

**B.E. ELECTRICAL AND ELECTRONICS ENGINEERING**

**1. PROGRAMME EDUCATIONAL OBJECTIVES (PEOs):**

- I. Find employment in Core Electrical and Electronics Engineering and service sectors.
- II. Get elevated to technical lead position and lead the organization competitively.
- III. Enter into higher studies leading to post-graduate and research degrees.  
Become consultant and provide solutions to the practical problems of core organization.
- IV. Become an entrepreneur and be part of electrical and electronics product and service industries.

**2. PROGRAMME OUTCOMES (POs):**


After going through the four years of study, our Electrical and Electronics Engineering Graduates will exhibit ability to:

PO#	Graduate Attribute	Programme Outcome
1	Engineering knowledge	Apply knowledge of mathematics, basic science and engineering science.
2	Problem analysis	Identify, formulate and solve engineering problems.
3	Design/development of solutions	Design an electrical system or process to improve its performance, satisfying its constraints.
4	Conduct investigations of complex problems	Conduct experiments in electrical and electronics systems and interpret the data.
5	Modern tool usage	Apply various tools and techniques to improve the efficiency of the system.
6	The Engineer and society	Conduct themselves to uphold the professional and social obligations.
7	Environment and sustainability	Design the system with environment consciousness and sustainable development.
8	Ethics	Interacting industry, business and society in a professional and ethical manner.
9	Individual and team work	Function in a multidisciplinary team.
10	Communication	Proficiency in oral and written Communication.
11	Project management and finance	Implement cost effective and improved system.
12	Life-long learning	Continue professional development and learning as a life-long activity.

### 3. PROGRAM SPECIFIC OUTCOMES (PSOs):

On completion of Electrical and Electronics Engineering program, the student will have the following Program Specific Outcomes.

1. **Foundation of Electrical Engineering:** Ability to understand the principles and working of electrical components, circuits, systems and control that are forming a part of power generation, transmission, distribution, utilization, conservation and energy saving. Students can assess the power management, auditing, crisis and energy saving aspects.
2. **Foundation of Mathematical Concepts:** Ability to apply mathematical methodologies to solve problems related with electrical engineering using appropriate engineering tools and algorithms.
3. **Computing and Research Ability:** Ability to use knowledge in various domains to identify research gaps and hence to provide solution which leads to new ideas and innovations.



**ANNA UNIVERSITY, CHENNAI**  
**NON-AUTONOMOUS AFFILIATED COLLEGES**  
**REGULATIONS 2021**  
**CHOICE BASED CREDIT SYSTEM**  
**B.E. ELECTRICAL AND ELECTRONICS ENGINEERING**  
**CURRICULUM FOR SEMESTERS I TO VIII AND SYLLABI FOR SEMESTERS III AND IV**  
**SEMESTER – I**

S. NO.	COURSE CODE	COURSE TITLE	CATE-GORY	PERIODS PER WEEK			TOTAL CONTACT PERIODS	CREDITS
				L	T	P		
1.	IP3151	Induction Programme	-	-	-	-	-	0
<b>THEORY</b>								
2.	HS3151	Professional English - I	HSMC	3	0	0	3	3
3.	MA3151	Matrices and Calculus	BSC	3	1	0	4	4
4.	PH3151	Engineering Physics	BSC	3	0	0	3	3
5.	CY3151	Engineering Chemistry	BSC	3	0	0	3	3
6.	GE3151	Problem Solving and Python Programming	ESC	3	0	0	3	3
7.	GE3152	அறிவியல் தமிழ் / Scientific Thoughts in Tamil	HSMC	1	0	0	1	1
<b>PRACTICALS</b>								
8.	GE3171	Problem Solving and Python Programming Laboratory	ESC	0	0	4	4	2
9.	BS3171	Physics and Chemistry Laboratory	BSC	0	0	4	4	2
10.	GE3172	English Laboratory <sup>§</sup>	EEC	0	0	2	2	1
<b>TOTAL</b>				<b>16</b>	<b>1</b>	<b>10</b>	<b>27</b>	<b>22</b>

<sup>§</sup> Skill Based Course

**SEMESTER – II**

S. NO.	COURSE CODE	COURSE TITLE	CATE-GORY	PERIODS PER WEEK			TOTAL CONTACT PERIODS	CREDITS
				L	T	P		
<b>THEORY</b>								
1.	HS3251	Professional English - II	HSMC	2	0	0	2	2
2.	MA3251	Statistics and Numerical Methods	BSC	3	1	0	4	4
3.	PH3202	Physics for Electrical Engineering	BSC	3	0	0	3	3
4.	BE3255	Basic Civil and Mechanical Engineering	ESC	3	0	0	3	3
5.	GE3251	Engineering Graphics	ESC	2	0	4	6	4
6.	EE3251	Electric Circuit Analysis	PCC	3	1	0	4	4
7.		NCC Credit Course Level1 <sup>#</sup>	-	2	0	0	2	2 <sup>#</sup>
8.	GE3252	தமிழர் மரபு / Heritage of Tamils	HSMC	1	0	0	1	1
<b>PRACTICALS</b>								
8.	GE3271	Engineering Practices Laboratory	ESC	0	0	4	4	2
9.	EE3271	Electric Circuits Laboratory	PCC	0	0	4	4	2
	GE3272	Communication Laboratory / Foreign Language <sup>§</sup>	EEC	0	0	4	4	2
<b>TOTAL</b>				<b>17</b>	<b>2</b>	<b>16</b>	<b>35</b>	<b>27</b>

<sup>#</sup> NCC Credit Course level 1 is offered for NCC students only. The grades earned by the students will be recorded in the Mark Sheet, however the same shall not be considered for the computation of CGPA.

<sup>§</sup> Skill Based Course

**SEMESTER III**

S. NO.	COURSE CODE	COURSE TITLE	CATE GORY	PERIODS PER WEEK			TOTAL CONTACT PERIODS	CREDITS
				L	T	P		
<b>THEORY</b>								
1.	MA3303	Probability and Complex Functions	BSC	3	1	0	4	4
2.	EE3301	Electromagnetic Fields	PCC	3	1	0	4	4
3.	EE3302	Digital Logic Circuits	PCC	3	0	0	3	3
4.	EC3301	Electron Devices and Circuits	PCC	3	0	0	3	3
5.	EE3303	Electrical Machines - I	PCC	3	0	0	3	3
6.	CS3354	Data Structures and OOPS	PCC	3	0	0	3	3
<b>PRACTICALS</b>								
7.	EC3311	Electronic Devices and Circuits Laboratory	PCC	0	0	3	3	1.5
8.	EE3311	Electrical Machines Laboratory – I	PCC	0	0	3	3	1.5
9.	CS3363	Data Structures and OOPS Laboratory	PCC	0	0	3	3	1.5
10.	GE3361	Professional Development <sup>§</sup>	EEC	0	0	2	2	1
<b>TOTAL</b>				<b>18</b>	<b>2</b>	<b>11</b>	<b>31</b>	<b>25.5</b>

§ Skill Based Course

**SEMESTER IV**

S. NO.	COURSE CODE	COURSE TITLE	CATE GORY	PERIODS PER WEEK			TOTAL CONTACT PERIODS	CREDITS
				L	T	P		
<b>THEORY</b>								
1.	GE3451	Environmental Sciences and Sustainability	BSC	2	0	0	2	2
2.	EE3401	Transmission and Distribution	PCC	3	0	0	3	3
3.	EE3402	Linear Integrated Circuits	PCC	3	0	0	3	3
4.	EE3403	Measurements and Instrumentation	PCC	3	0	0	3	3
5.	EE3404	Microprocessor and Microcontroller	PCC	3	0	0	3	3
6.	EE3405	Electrical Machines - II	PCC	3	0	0	3	3
7.		NCC Credit Course Level 2 <sup>#</sup>		3	0	0	3	3 <sup>#</sup>
<b>PRACTICALS</b>								
8.	EE3411	Electrical Machines Laboratory - II	PCC	0	0	3	3	1.5
9.	EE3412	Linear and Digital Circuits Laboratory	PCC	0	0	3	3	1.5
10.	EE3413	Microprocessor and Microcontroller laboratory	PCC	0	0	3	3	1.5
<b>TOTAL</b>				<b>17</b>	<b>0</b>	<b>9</b>	<b>26</b>	<b>21.5</b>

# NCC Credit Course level 2 is offered for NCC students only. The grades earned by the students will be recorded in the Mark Sheet, however the same shall not be considered for the computation of CGPA.

### SEMESTER V

S. NO.	COURSE CODE	COURSE TITLE	CATEGORY	PERIODS PER WEEK			TOTAL CONTACT PERIODS	CREDITS
				L	T	P		
<b>THEORY</b>								
1.	EE3501	Power System Analysis	PCC	3	0	0	3	3
2.	EE3591	Power Electronics	PCC	3	0	0	3	3
3.	EE3503	Control Systems	PCC	3	0	0	3	3
4.		Professional Elective I	PEC	3	0	0	3	3
5.		Professional Elective II	PEC	3	0	0	3	3
6.		Professional Elective III	PEC	3	0	0	3	3
7.		Mandatory Course-I <sup>&amp;</sup>	MC	3	0	0	3	0
<b>PRACTICALS</b>								
8.	EE3511	Power Electronics Laboratory	PCC	0	0	3	3	1.5
9.	EE3512	Control and Instrumentation Laboratory	PCC	0	0	4	4	2
<b>TOTAL</b>				<b>21</b>	<b>0</b>	<b>7</b>	<b>28</b>	<b>21.5</b>

<sup>&</sup> Mandatory Course-I is a Non-credit Course (Student shall select one course from the list given under MC-I)

### SEMESTER VI

S. NO.	COURSE CODE	COURSE TITLE	CATEGORY	PERIODS PER WEEK			TOTAL CONTACT PERIODS	CREDITS
				L	T	P		
<b>THEORY</b>								
1.	EE3601	Protection and Switchgear	PCC	3	0	0	3	3
2.	EE3602	Power System Operation and Control	PCC	3	0	0	3	3
3.		Open Elective – I*	OEC	3	0	0	3	3
4.		Professional Elective IV	PEC	3	0	0	3	3
5.		Professional Elective V	PEC	3	0	0	3	3
6.		Professional Elective VI	PEC	3	0	0	3	3
7.		Mandatory Course-II <sup>&amp;</sup>	MC	3	0	0	3	0
8.		NCC Credit Course Level 3 <sup>#</sup>		3	0	0	3	3 <sup>#</sup>
<b>PRACTICALS</b>								
9.	EE3611	Power System Laboratory	PCC	0	0	3	3	1.5
<b>TOTAL</b>				<b>21</b>	<b>0</b>	<b>3</b>	<b>24</b>	<b>19.5</b>

\* Open Elective – I shall be chosen from the emerging technologies

<sup>&</sup> Mandatory Course-II is a Non-credit Course (Student Shall select one course from the list given under MC-II)

<sup>#</sup> NCC Credit Course level 3 is offered for NCC students only. The grades earned by the students will be recorded in the Mark Sheet, however the same shall not be considered for the computation of CGPA

**SEMESTER VII/VIII \***

S. NO.	COURSE CODE	COURSE TITLE	CATE GORY	PERIODS PER WEEK			TOTAL CONTACT PERIODS	CREDITS
				L	T	P		
<b>THEORY</b>								
1.	EE3701	High Voltage Engineering	PCC	3	0	0	3	3
2.	GE3791	Human Values and Ethics	HSMC	2	0	0	2	2
3.		Elective – Management <sup>#</sup>	HSMC	3	0	0	3	3
4.		Open Elective – II <sup>**</sup>	OEC	3	0	0	3	3
5.		Open Elective – III <sup>***</sup>	OEC	3	0	0	3	3
6.		Open Elective – IV <sup>***</sup>	OEC	3	0	0	3	3
7.		Professional Elective VII	PEC	3	0	0	3	3
<b>TOTAL</b>				<b>20</b>	<b>0</b>	<b>0</b>	<b>20</b>	<b>20</b>

\*If students undergo internship in Semester VII, then the courses offered during semester VII will be offered during semester VIII.

# Elective - Management shall be chosen from the Elective Management Courses

\*\*Open Elective – II shall be chosen from the emerging technologies

\*\*\*Open Elective III and IV (shall be chosen from the list of open electives offered by other Programmes).

**SEMESTER VIII/VII\***

S. NO.	COURSE CODE	COURSE TITLE	CATE GORY	PERIODS PER WEEK			TOTAL CONTACT PERIODS	CREDITS
				L	T	P		
<b>PRACTICALS</b>								
1.	EE3811	Project Work / Internship	EEC	0	0	20	20	10
<b>TOTAL</b>				<b>0</b>	<b>0</b>	<b>20</b>	<b>20</b>	<b>10</b>

\*If students undergo internship in Semester VII, then the courses offered during semester VII will be offered during semester VIII.

PROGRESS THROUGH KNOWLEDGE

**TOTAL CREDITS: 167**

### MANDATORY COURSES I

S. NO.	COURSE CODE	COURSE TITLE	CATE GORY	PERIODS PER WEEK			TOTAL CONTACT PERIODS	CREDITS
				L	T	P		
1.	MX3081	Introduction to Women and Gender Studies	MC	3	0	0	3	0
2.	MX3082	Elements of Literature	MC	3	0	0	3	0
3.	MX3083	Film Appreciation	MC	3	0	0	3	0
4.	MX3084	Disaster Management	MC	3	0	0	3	0

### MANDATORY COURSES II

S. NO.	COURSE CODE	COURSE TITLE	CATE GORY	PERIODS PER WEEK			TOTAL CONTACT PERIODS	CREDITS
				L	T	P		
1.	MX3085	Well Being with Traditional Practices (Yoga, Ayurveda and Siddha)	MC	3	0	0	3	0
2.	MX3086	History of Science and Technology in India	MC	3	0	0	3	0
3.	MX3087	Political and Economic Thought for a Humane Society	MC	3	0	0	3	0
4.	MX3088	State, Nation Building and Politics in India	MC	3	0	0	3	0
5.	MX3089	Industrial Safety	MC	3	0	0	3	0

### ELECTIVE - MANAGEMENT COURSES

SL. NO.	COURSE CODE	COURSE TITLE	CATE GORY	PERIODS PER WEEK			TOTAL CONTACT PERIODS	CREDITS
				L	T	P		
1.	GE3751	Principles of Management	HSMC	3	0	0	3	3
2.	GE3752	Total Quality Management	HSMC	3	0	0	3	3
3.	GE3753	Engineering Economics and Financial Accounting	HSMC	3	0	0	3	3
4.	GE3754	Human Resource Management	HSMC	3	0	0	3	3
5.	GE3755	Knowledge Management	HSMC	3	0	0	3	3
6.	GE3792	Industrial Management	HSMC	3	0	0	3	3

## PROFESSIONAL ELECTIVE COURSES : VERTICALS

Professional Elective	Vertical I Power Engineering	Vertical II Converters and Drives	Vertical III Embedded Systems	Vertical IV Electric Vehicle Technology	Vertical V Advanced Control	Vertical VI (Diversified Courses)
1.	Utilization and Conservation of Electrical Energy	Special Electrical Machines	Embedded System Design	Electric Vehicle Architecture	Process Modeling and Simulation	Energy Storage Systems
2.	Under Ground Cable Engineering	Analysis of Electrical Machines	Embedded C-Programming	Design of Motor and Power Converters for Electric Vehicles	Computer Control of Processes	Hybrid Energy Technology
3.	Substation Engineering and Substation and Substation Automation	Multilevel Power Converters	Embedded Processors	Electric Vehicle Design, Mechanics and Control	System Identification	Design and Modelling of Renewable Energy Systems
4.	HVDC and FACTS	Electrical Drives	Embedded Control for Electrical Drives	Design of Electric Vehicle Charging System	Model Based Control	Grid integrating Techniques and Challenges
5.	Energy Management and Auditing	SMPS and UPS	Smart System Automation	Testing of Electric Vehicles	Non Linear Control	Sustainable and Environmental Friendly HV Insulation System
6.	Power Quality	Power Electronics for Renewable Energy Systems	Embedded System for Automotive Applications.	Grid Integration of Electric Vehicles	Optimal Control	Power System Transients
7.	Smart Grids	Control of Power Electronics Circuits	VLSI Design	Intelligent control of Electric Vehicles.	Adaptive Control	PLC Programming
8.	Restructured Power Market	-	MEMS and NEMS	-	Machine Monitoring System	Big Data Analytics
9.	-	-	Digital Signal Processing System	-	-	-

### **Registration of Professional Elective Courses from Verticals:**

Professional Elective Courses will be registered in Semesters V and VI. These courses are listed in groups called verticals that represent a particular area of specialisation / diversified group. Students are permitted to choose all the Professional Electives from a particular vertical or from different verticals. Further, only one Professional Elective course shall be chosen in a semester horizontally (row-wise). However, two courses are permitted from the same row, provided one course is enrolled in Semester V and another in semester VI.

The registration of courses for B.E./B.Tech (Honours) or Minor degree shall be done from Semester V to VIII. The procedure for registration of courses explained above shall be followed for the courses of B.E./B.Tech (Honours) or Minor degree also. For more details on B.E./B.Tech (Honours) or Minor degree refer to the Regulations 2021, Clause 4.10.

Total number of courses per vertical may change in the each programme of study as 6 or 7 or 8. If there is shortage of courses in a vertical the same may be chosen from another vertical of the same programme.



## PROFESSIONAL ELECTIVE COURSES : VERTICALS

### VERTICAL I : POWER ENGINEERING

SL. NO.	COURSE CODE	COURSE TITLE	CATEGORY	PERIODS PER WEEK			TOTAL CONTACT PERIODS	CREDITS
				L	T	P		
1.	EE3001	Utilization and Conservation of Electrical Energy	PEC	3	0	0	3	3
2.	EE3002	Under Ground Cable Engineering	PEC	3	0	0	3	3
3.	EE3003	Substation Engineering and Substation and Substation Automation	PEC	3	0	0	3	3
4.	EE3004	HVDC and FACTS	PEC	2	0	2	4	3
5.	EE3005	Energy Management and Auditing	PEC	3	0	0	3	3
6.	EE3006	Power Quality	PEC	3	0	0	3	3
7.	EE3007	Smart Grids	PEC	3	0	0	3	3
8.	EE3008	Restructured Power Market	PEC	3	0	0	3	3

### VERTICAL II : CONVERTERS AND DRIVES

SL. NO.	COURSE CODE	COURSE TITLE	CATEGORY	PERIODS PER WEEK			TOTAL CONTACT PERIODS	CREDITS
				L	T	P		
1.	EE3009	Special Electrical Machines	PEC	2	0	2	4	3
2.	EE3010	Analysis of Electrical Machines	PEC	2	0	2	4	3
3.	EE3011	Multilevel Power Converters	PEC	2	0	2	4	3
4.	EE3012	Electrical Drives	PEC	2	0	2	4	3
5.	EE3013	SMPS and UPS	PEC	2	0	2	4	3
6.	EE3014	Power Electronics for Renewable Energy Systems	PEC	2	0	2	4	3
7.	EE3015	Control of Power Electronics Circuits	PEC	1	0	4	5	3

**VERTICAL III : EMBEDDED SYSTEMS**

SL. NO.	COURSE CODE	COURSE TITLE	CATE GORY	PERIODS PER WEEK			TOTAL CONTACT PERIODS	CREDITS
				L	T	P		
1.	EE3016	Embedded System Design	PEC	2	0	2	4	3
2.	EE3017	Embedded C-programming	PEC	2	0	2	4	3
3.	EE3018	Embedded Processors	PEC	2	0	2	4	3
4.	EE3019	Embedded Control for Electrical Drives	PEC	2	0	2	4	3
5.	EE3020	Smart System Automation	PEC	2	0	2	4	3
6.	EE3021	Embedded System for Automotive Applications.	PEC	2	0	2	4	3
7.	EE3022	VLSI Design	PEC	2	0	2	4	3
8.	EE3023	MEMS and NEMS	PEC	2	0	2	4	3
9.	EE3024	Digital Signal Processing System	PEC	2	0	2	4	3

**VERTICAL IV : ELECTRIC VEHICLE TECHNOLOGY**

SL. NO.	COURSE CODE	COURSE TITLE	CATE GORY	PERIODS PER WEEK			TOTAL CONTACT PERIODS	CREDITS
				L	T	P		
1.	EE3025	Electric Vehicle Architecture	PEC	2	0	2	4	3
2.	EE3026	Design of Motor and Power Converters for Electric Vehicles	PEC	1	0	4	5	3
3.	EE3027	Electric Vehicle Design, Mechanics and Control	PEC	2	0	2	4	3
4.	EE3028	Design of Electric Vehicle Charging System	PEC	2	0	2	4	3
5.	EE3029	Testing of Electric Vehicles	PEC	3	0	0	3	3
6.	EE3030	Grid Integration of Electric Vehicles	PEC	3	0	0	3	3
7.	EE3031	Intelligent Control of Electric Vehicles	PEC	1	0	4	5	3

**VERTICAL V : ADVANCED CONTROL**

SL. NO.	COURSE CODE	COURSE TITLE	CATEGORY	PERIODS PER WEEK			TOTAL CONTACT PERIODS	CREDITS
				L	T	P		
1.	CIC331	Process Modeling and Simulation	PEC	3	0	0	3	3
2.	CIC332	Computer Control of Processes	PEC	3	0	0	3	3
3.	CIC333	System Identification	PEC	3	0	0	3	3
4.	CIC336	Model Based Control	PEC	3	0	0	3	3
5.	CIC334	Nonlinear Control	PEC	3	0	0	3	3
6.	CIC337	Optimal Control	PEC	3	0	0	3	3
7.	CIC335	Adaptive Control	PEC	3	0	0	3	3
8.	CIC338	Machine Monitoring System	PEC	3	0	0	3	3

**VERTICAL VI - (DIVERSIFIED COURSES)**

SL. NO.	COURSE CODE	COURSE TITLE	CATEGORY	PERIODS PER WEEK			TOTAL CONTACT PERIODS	CREDITS
				L	T	P		
1.	EE3032	Energy Storage Systems	PEC	3	0	0	3	3
2.	EE3033	Hybrid Energy Technology	PEC	2	0	2	4	3
3.	EE3034	Design and Modeling of Renewable Energy Systems	PEC	2	0	2	4	3
4.	EE3035	Grid integrating Techniques and Challenges	PEC	2	0	2	4	3
5.	EE3036	Sustainable and Environmental Friendly HV Insulation System	PEC	3	0	0	3	3
6.	EE3037	Power System Transients	PEC	3	0	0	3	3
7.	CEI331	PLC Programming	PEC	3	0	0	3	3
8.	CCS334	Big Data Analytics	PEC	3	0	0	3	3

**OPEN ELECTIVES**

(Students shall choose the open elective courses, such that the course contents are not similar to any other course contents/title under other course categories).

**OPEN ELECTIVE I AND II  
(EMERGING TECHNOLOGIES)**

To be offered other than Faculty of Information and Communication Engineering

SL. NO.	COURSE CODE	COURSE TITLE	CATE GORY	PERIODS PER WEEK			TOTAL CONTACT PERIODS	CREDITS
				L	T	P		
1.	OCS351	Artificial Intelligence and Machine Learning Fundamentals	OEC	2	0	2	4	3
2.	OCS352	IoT Concepts and Applications	OEC	2	0	2	4	3
3.	OCS353	Data Science Fundamentals	OEC	2	0	2	4	3
4.	OCS354	Augmented and Virtual Reality	OEC	2	0	2	4	3

**OPEN ELECTIVES – III**

SL. NO.	COURSE CODE	COURSE TITLE	CATE GORY	PERIODS PER WEEK			TOTAL CONTACT PERIODS	CREDITS
				L	T	P		
1.	OHS351	English for Competitive Examinations	OEC	3	0	0	3	3
2.	OMG352	NGOs and Sustainable Development	OEC	3	0	0	3	3
3.	OMG353	Democracy and Good Governance	OEC	3	0	0	3	3
4.	OME353	Renewable Energy Technologies	OEC	3	0	0	3	3
5.	OME354	Applied Design Thinking	OEC	2	0	2	4	3
6.	OMF351	Reverse Engineering	OEC	3	0	0	3	3
7.	OMF353	Sustainable Manufacturing	OEC	3	0	0	3	3
8.	OAU351	Electric and Hybrid Vehicle	OEC	3	0	0	3	3
9.	OAS352	Space Engineering	OEC	3	0	0	3	3
10.	OIM351	Industrial Management	OEC	3	0	0	3	3
11.	OIE354	Quality Engineering	OEC	3	0	0	3	3
12.	OSF351	Fire Safety Engineering	OEC	3	0	0	3	3
13.	OML351	Introduction to non-destructive testing	OEC	3	0	0	3	3
14.	OMR351	Mechatronics	OEC	3	0	0	3	3
15.	ORA351	Foundation of Robotics	OEC	3	0	0	3	3

16.	OAE352	Fundamentals of Aeronautical engineering	OEC	3	0	0	3	3
17.	OGI351	Remote Sensing Concepts	OEC	3	0	0	3	3
18.	OAI351	Urban Agriculture	OEC	3	0	0	3	3
19.	OEN351	Drinking Water Supply and Treatment	OEC	3	0	0	3	3
20.	OCE353	Lean Concepts, Tools And Practices	OEC	3	0	0	3	3
21.	OEI353	Introduction to PLC Programming	OEC	3	0	0	3	3
22.	OCH351	Nano Technology	OEC	3	0	0	3	3
23.	OCH352	Functional Materials	OEC	3	0	0	3	3
24.	OBT352	Biomedical Instrumentation	OEC	3	0	0	3	3
25.	OFD352	Traditional Indian Foods	OEC	3	0	0	3	3
26.	OFD353	Introduction to food processing	OEC	3	0	0	3	3
27.	OPY352	IPR for Pharma Industry	OEC	3	0	0	3	3
28.	OTT351	Basics of Textile Finishing	OEC	3	0	0	3	3
29.	OTT352	Industrial Engineering for Garment Industry	OEC	3	0	0	3	3
30.	OTT353	Basics of Textile Manufacture	OEC	3	0	0	3	3
31.	OPE351	Introduction to Petroleum Refining and Petrochemicals	OEC	3	0	0	3	3
32.	OPE352	Energy Conservation and Management	OEC	3	0	0	3	3
33.	OPT351	Basics of Plastics Processing	OEC	3	0	0	3	3
34.	OEC351	Signals and Systems	OEC	3	0	0	3	3
35.	OEC352	Fundamentals of Electronic Devices and Circuits	OEC	3	0	0	3	3
36.	OBM351	Foundation Skills in integrated product Development	OEC	3	0	0	3	3
37.	OBM352	Assistive Technology	OEC	3	0	0	3	3
38.	OMA352	Operations Research	OEC	3	0	0	3	3
39.	OMA353	Algebra and Number Theory	OEC	3	0	0	3	3
40.	OMA354	Linear Algebra	OEC	3	0	0	3	3

**OPEN ELECTIVES – IV**

SL. NO.	COURSE CODE	COURSE TITLE	CATEGORY	PERIODS PER WEEK			TOTAL CONTACT PERIODS	CREDITS
				L	T	P		
1.	OHS352	Project Report Writing	OEC	3	0	0	3	3
2.	OMA355	Advanced Numerical Methods	OEC	3	0	0	3	3
3.	OMA356	Random Processes	OEC	3	0	0	3	3
4.	OMA357	Queuing and Reliability Modelling	OEC	3	0	0	3	3
5.	OMG354	Production and Operations Management for Entrepreneurs	OEC	3	0	0	3	3
6.	OMG355	Multivariate Data Analysis	OEC	3	0	0	3	3
7.	OME352	Additive Manufacturing	OEC	3	0	0	3	3
8.	OME353	New Product Development	OEC	3	0	0	3	3
9.	OME355	Industrial Design & Rapid Prototyping Techniques	OEC	2	0	2	4	3
10.	OMF352	Micro and Precision Engineering	OEC	3	0	0	3	3
11.	OMF354	Cost Management of Engineering Projects	OEC	3	0	0	3	3
12.	OAU352	Batteries and Management system	OEC	3	0	0	3	3
13.	OAU353	Sensors and Actuators	OEC	3	0	0	3	3
14.	OAS353	Space Vehicles	OEC	3	0	0	3	3
15.	OIM352	Management Science	OEC	3	0	0	3	3
16.	OIM353	Production Planning and Control	OEC	3	0	0	3	3
17.	OIE353	Operations Management	OEC	3	0	0	3	3
18.	OSF352	Industrial Hygiene	OEC	3	0	0	3	3
19.	OSF353	Chemical Process Safety	OEC	3	0	0	3	3
20.	OML352	Electrical, Electronic and Magnetic materials	OEC	3	0	0	3	3
21.	OML353	Nanomaterials and applications	OEC	3	0	0	3	3
22.	OMR352	Hydraulics and Pneumatics	OEC	3	0	0	3	3
23.	OMR353	Sensors	OEC	3	0	0	3	3
24.	ORA352	Foundation of Automation	OEC	3	0	0	3	3

25.	ORA353	Concepts in Mobile Robotics	OEC	3	0	0	3	3
26.	OMV351	Marine Propulsion	OEC	3	0	0	3	3
27.	OMV352	Marine Merchant Vehicles	OEC	3	0	0	3	3
28.	OMV353	Elements of Marine Engineering	OEC	3	0	0	3	3
29.	OAE353	Drone Technologies	OEC	3	0	0	3	3
30.	OGI352	Geographical Information System	OEC	3	0	0	3	3
31.	OAI352	Agriculture Entrepreneurship Development	OEC	3	0	0	3	3
32.	OEN352	Biodiversity Conservation	OEC	3	0	0	3	3
33.	OCE354	Basics of Integrated Water Resources Management	OEC	3	0	0	3	3
34.	OEI354	Introduction to Industrial Automation Systems	OEC	3	0	0	3	3
35.	OCH353	Energy Technology	OEC	3	0	0	3	3
36.	OCH354	Surface Science	OEC	3	0	0	3	3
37.	OBT353	Environment and Agriculture	OEC	3	0	0	3	3
38.	OFD354	Fundamentals of Food Engineering	OEC	3	0	0	3	3
39.	OFD355	Food safety and Quality Regulations	OEC	3	0	0	3	3
40.	OPY353	Nutraceuticals	OEC	3	0	0	3	3
41.	OTT354	Basics of Dyeing and Printing	OEC	3	0	0	3	3
42.	OTT355	Fibre Science	OEC	3	0	0	3	3
43.	OTT356	Garment Manufacturing Technology	OEC	3	0	0	3	3
44.	OPE353	Industrial safety	OEC	3	0	0	3	3
45.	OPE354	Unit Operations in Petro Chemical Industries	OEC	3	0	0	3	3
46.	OPT352	Plastic Materials for Engineers	OEC	3	0	0	3	3
47.	OPT353	Properties and Testing of Plastics	OEC	3	0	0	3	3
48.	OEC353	VLSI Design	OEC	3	0	0	3	3
49.	OEC354	Industrial IoT and Industry 4.0	OEC	2	0	2	4	3
50.	OBM353	Wearable devices	OEC	3	0	0	3	3
51.	OBM354	Medical Informatics	OEC	3	0	0	3	3

### SUMMARY

SL. NO.	SUBJECT AREA	CREDITS PER SEMESTER								CREDITS TOTAL
		I	II	III	IV	V	VI	VII/VIII	VIII/VII	
1.	HSMC	4	3	-	-	-	-	5	-	12
2.	BSC	12	7	4	2	-	-	-	-	25
3.	ESC	5	9	-	-	-	-	-	-	14
4.	PCC	-	6	20.5	19.5	12.5	7.5	3	-	70
5.	PEC	-	-	-	-	9	9	3	-	21
6.	OEC	-	-	-	-	-	3	9	-	12
7.	EEC	1	2	1	-	-	-	-	10	13
	Total	22	27	25.5	21.5	21.5	19.5	20	10	167
8.	Mandatory Course (Non credit)					✓	✓			

#### Enrollment for B.E. / B. Tech. (Honours) / Minor degree (Optional)

A student can also optionally register for additional courses (18 credits) and become eligible for the award of B.E./B.Tech. (Honours) Minor degree.

For B.E. / B. Tech. (Honours), a student shall register for the additional courses (18 credits) from semester V onwards. These courses shall be from the same vertical or a combination of different verticals of the same programme of study only.

For minor degree, a student shall register for the additional courses (18 credits) from semester V onwards. All these courses have to be in a particular vertical from any one of the other programmes, Moreover, for minor degree the student can register for courses from any one of the following verticals also.

Complete details are available in clause 4.10 of Regulations 2021.



**VERTICALS FOR MINOR DEGREE (In addition to all the verticals of other degree programmes)**

Vertical I	Vertical II	Vertical III	Vertical IV	Vertical V
<b>Fintech and Block Chain</b>	<b>Entrepreneurship</b>	<b>Public Administration</b>	<b>Business Data Analytics</b>	<b>Environment and Sustainability</b>
Financial Management	Foundations of Entrepreneurship	Principles of Public Administration	Statistics for Management	Sustainable infrastructure Development
Fundamentals of Investment	Team Building and Leadership Management for Business	Constitution of India	Data mining for Business Intelligence	Sustainable Agriculture and Environmental Management
Banking, Financial Services and Insurance	Creativity and Innovation in Entrepreneurship	Public Personnel Administration	Human Resource Analytics	Sustainable Bio Materials
Introduction to Blockchain and its Applications	Principles of Marketing Management for Business	Administrative Theories	Marketing and Social Media Web Analytics	Materials for Energy Sustainability
Fintech Personal Finance and Payments	Human Resource Management for Entrepreneurship	Indian Administrative System	Operation and Supply Chain Analytics	Green Technology
Introduction to Fintech	Financing New Business Ventures	Public Policy Administration	Financial Analytics	Environmental Quality Monitoring and Analysis
-	-	-	-	Integrated Energy Planning for Sustainable Development
-	-	-	-	Energy Efficiency for Sustainable Development

**VERTICALS FOR MINOR DEGREE**

(Choice of courses for Minor degree is to be made from any one vertical of other programmes or from anyone of the following verticals)

**VERTICAL I : FINTECH AND BLOCK CHAIN**

SL. NO.	COURSE CODE	COURSE TITLE	CATEGORY	PERIODS PER WEEK			TOTAL CONTACT PERIODS	CREDITS
				L	T	P		
1.	CMG331	Financial Management	PEC	3	0	0	3	3
2.	CMG332	Fundamentals of Investment	PEC	3	0	0	3	3
3.	CMG333	Banking, Financial Services and Insurance	PEC	3	0	0	3	3
4.	CMG334	Introduction to Blockchain and its Applications	PEC	3	0	0	3	3
5.	CMG335	Fintech Personal Finance and Payments	PEC	3	0	0	3	3
6.	CMG336	Introduction to Fintech	PEC	3	0	0	3	3

**VERTICAL II : ENTREPRENEURSHIP**

SL. NO.	COURSE CODE	COURSE TITLE	CATEGORY	PERIODS PER WEEK			TOTAL CONTACT PERIODS	CREDITS
				L	T	P		
1.	CMG337	Foundations of Entrepreneurship	PEC	3	0	0	3	3
2.	CMG338	Team Building & Leadership Management for Business	PEC	3	0	0	3	3
3.	CMG339	Creativity & Innovation in Entrepreneurship	PEC	3	0	0	3	3
4.	CMG340	Principles of Marketing Management For Business	PEC	3	0	0	3	3
5.	CMG341	Human Resource Management for Entrepreneurs	PEC	3	0	0	3	3
6.	CMG342	Financing New Business Ventures	PEC	3	0	0	3	3

**VERTICAL III: PUBLIC ADMINISTRATION**

SL. NO.	COURSE CODE	COURSE TITLE	CATE GORY	PERIODS PER WEEK			TOTAL CONTACT PERIODS	CREDITS
				L	T	P		
1.	CMG343	Principles of Public Administration	PEC	3	0	0	3	3
2.	CMG344	Constitution of India	PEC	3	0	0	3	3
3.	CMG345	Public Personnel Administration	PEC	3	0	0	3	3
4.	CMG346	Administrative Theories	PEC	3	0	0	3	3
5.	CMG347	Indian Administrative System	PEC	3	0	0	3	3
6.	CMG348	Public Policy Administration	PEC	3	0	0	3	3

**VERTICAL IV : BUSINESS DATA ANALYTICS**

SL. NO.	COURSE CODE	COURSE TITLE	CATE GORY	PERIODS PER WEEK			TOTAL CONTACT PERIODS	CREDITS
				L	T	P		
1.	CMG349	Statistics For Management	PEC	3	0	0	3	3
2.	CMG350	Datamining For Business Intelligence	PEC	3	0	0	3	3
3.	CMG351	Human Resource Analytics	PEC	3	0	0	3	3
4.	CMG352	Marketing And Social Media Web Analytics	PEC	3	0	0	3	3
5.	CMG353	Operation And Supply Chain Analytics	PEC	3	0	0	3	3
6.	CMG354	Financial Analytics	PEC	3	0	0	3	3

**VERTICAL V : ENVIRONMENT AND SUSTAINABILITY**

SL. NO.	COURSE CODE	COURSE TITLE	CATE GORY	PERIODS PER WEEK			TOTAL CONTACT PERIODS	CREDITS
				L	T	P		
1.	CES331	Sustainable infrastructure Development	PEC	3	0	0	3	3
2.	CES332	Sustainable Agriculture and Environmental Management	PEC	3	0	0	3	3
3.	CES333	Sustainable Bio Materials	PEC	3	0	0	3	3
4.	CES334	Materials for Energy Sustainability	PEC	3	0	0	3	3
5.	CES335	Green Technology	PEC	3	0	0	3	3
6.	CES336	Environmental Quality Monitoring and Analysis	PEC	3	0	0	3	3
7.	CES337	Integrated Energy Planning for Sustainable Development	PEC	3	0	0	3	3
8.	CES338	Energy Efficiency for Sustainable Development	PEC	3	0	0	3	3

PROGRESS THROUGH KNOWLEDGE

**OBJECTIVES**

- This course aims at providing the required skill to apply the statistical tools in engineering problems.
- To introduce the basic concepts of probability and random variables.
- To introduce the basic concepts of two dimensional random variables.
- To develop an understanding of the standard techniques of complex variable theory in particular analytic function and its mapping property.
- To familiarize the students with complex integration techniques and contour integration techniques which can be used in real integrals.
- To acquaint the students with Differential Equations which are significantly used in engineering problems.

**UNIT I PROBABILITY AND RANDOM VARIABLES****9 + 3**

Axioms of probability – Conditional probability – Baye's theorem - Discrete and continuous random variables – Moments – Moment generating functions – Binomial, Poisson, Geometric, Uniform, Exponential and Normal distributions – Functions of a random variable.

**UNIT II TWO-DIMENSIONAL RANDOM VARIABLES****9 + 3**

Joint distributions – Marginal and conditional distributions – Covariance – Correlation and linear regression – Transformation of random variables – Central limit theorem (for independent and identically distributed random variables).

**UNIT III ANALYTIC FUNCTIONS****9 + 3**

Analytic functions – Necessary and sufficient conditions for analyticity in Cartesian and polar coordinates - Properties – Harmonic conjugates – Construction of analytic function - Conformal mapping – Mapping by functions  $W = Z + C, CZ, \frac{1}{Z}, Z^2$  - Bilinear transformation.

**UNIT IV COMPLEX INTEGRATION****9 + 3**

Line integral - Cauchy's integral theorem – Cauchy's integral formula – Taylor's and Laurent's series – Singularities – Residues – Residue theorem – Application of residue theorem for evaluation of real integrals – Applications of circular contour and semicircular contour (with poles NOT on real axis).

**UNIT V ORDINARY DIFFERENTIAL EQUATIONS****9 + 3**

Higher order linear differential equations with constant coefficients - Method of variation of parameters – Homogenous equation of Euler's and Legendre's type – System of simultaneous linear first order differential equations with constant coefficients - Method of undetermined coefficients.

**TOTAL: 60 PERIODS****COURSE OUTCOMES:**

Upon successful completion of the course, students will be able to:

CO1: Understand the fundamental knowledge of the concepts of probability and have knowledge of standard distributions which can describe real life phenomenon.

CO2: Understand the basic concepts of one and two dimensional random variables and apply in engineering applications.

- CO3: To develop an understanding of the standard techniques of complex variable theory in particular analytic function and its mapping property.
- CO4: To familiarize the students with complex integration techniques and contour integration techniques which can be used in real integrals.
- CO5: To acquaint the students with Differential Equations which are significantly used in engineering problems.

#### **TEXT BOOKS**

1. Johnson. R.A., Miller. I and Freund. J., "Miller and Freund's Probability and Statistics for Engineers", Pearson Education, Asia, 9<sup>th</sup> Edition, 2016.
2. Milton. J. S. and Arnold. J.C., "Introduction to Probability and Statistics", Tata McGraw Hill, 4<sup>th</sup> Edition, 2007.
3. Grewal.B.S., "Higher Engineering Mathematics", Khanna Publishers, New Delhi, 44<sup>th</sup> Edition, 2018.

#### **REFERENCES**

1. Devore. J.L., "Probability and Statistics for Engineering and the Sciences", Cengage Learning, New Delhi, 8<sup>th</sup> Edition, 2014.
2. Papoulis. A. and Unnikrishnapillai . S., "Probability, Random Variables and Stochastic Processes", McGraw Hill Education India, 4<sup>th</sup> Edition, New Delhi, 2010.
3. Ross . S.M., "Introduction to Probability and Statistics for Engineers and Scientists", 5<sup>th</sup> Edition, Elsevier, 2014.
4. Spiegel. M.R., Schiller. J. and Srinivasan . R.A., "Schaum's Outline of Theory and Problems of Probability and Statistics", Tata McGraw Hill Edition, 4<sup>th</sup> Edition, 2012.
5. Walpole. R.E., Myers. R.H., Myers. S.L. and Ye. K., "Probability and Statistics for Engineers and Scientists", Pearson Education, Asia, 9<sup>th</sup> Edition, 2010.
6. Kreyszig.E, "Advanced Engineering Mathematics", John Wiley and Sons, 10<sup>th</sup> Edition, New Delhi, 2016.



PROGRESS THROUGH KNOWLEDGE

**OBJECTIVES:**

- To introduce the basic mathematical concepts related to electromagnetic vector fields
- To impart knowledge on the concepts of
  - ✓ Electrostatic fields, electric potential, energy density and their applications.
  - ✓ Magneto static fields, magnetic flux density, vector potential and its applications.
  - ✓ Different methods of emf generation and Maxwell's equations
  - ✓ Electromagnetic waves and characterizing parameters

**UNIT I            ELECTROSTATICS – I****12**

Sources and effects of electromagnetic fields – Coordinate Systems – Vector fields – Gradient, Divergence, Curl – theorems and applications - Coulomb's Law – Electric field intensity – Field due to discrete and continuous charges – Gauss's law and applications.

**UNIT II            ELECTROSTATICS – II****12**

Electric potential – Electric field and equipotential plots, Uniform and Non-Uniform field, Utilization factor – Electric field in free space, conductors, dielectrics - Dielectric polarization – Dielectric strength - Electric field in multiple dielectrics – Boundary conditions, Poisson's and Laplace's equations, Capacitance, Energy density, Applications.

**UNIT III            MAGNETOSTATICS****12**

Lorentz force, magnetic field intensity (H) – Biot–Savart's Law - Ampere's Circuit Law – H due to straight conductors, circular loop, infinite sheet of current, Magnetic flux density (B) – B in free space, conductor, magnetic materials – Magnetization, Magnetic field in multiple media –Boundary conditions, scalar and vector potential, Poisson's Equation, Magnetic force, Torque, Inductance, Energy density, Applications.

**UNIT IV            ELECTRODYNAMIC FIELDS****12**

Magnetic Circuits - Faraday's law – Transformer and motional EMF – Displacement current -Maxwell's equations (differential and integral form) – Relation between field theory and circuit theory – Applications.

**UNIT V            ELECTROMAGNETIC WAVES****12**

Electromagnetic wave generation and equations – Wave parameters; velocity, intrinsic impedance, propagation constant – Waves in free space, lossy and lossless dielectrics, conductors- skin depth - Poynting vector – Plane wave reflection and refraction.

**TOTAL: 60 PERIODS****COURSE OUTCOMES:**

Upon the successful completion of the course, students will be able to:

CO1: Explain Gradient, Divergence, and Curl operations on electromagnetic vector fields.

CO2: Explain electrostatic fields, electric potential, energy density and their applications.

CO3: Calculate magneto static fields, magnetic flux density, vector potential

CO4: Explain different methods of emf generation and Maxwell's equations

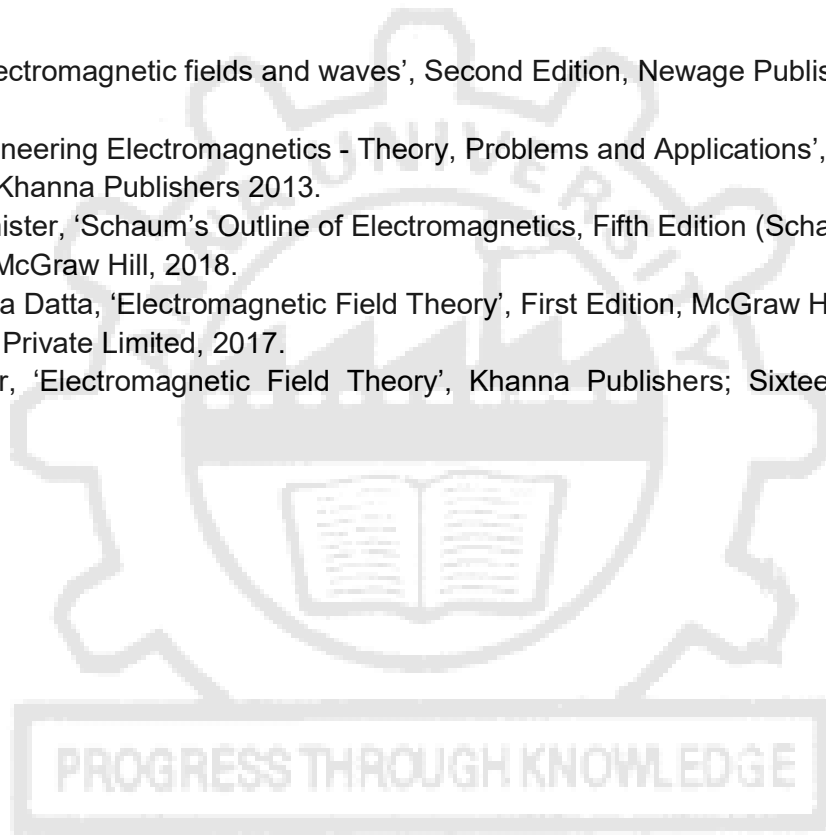
CO5: Explain the concept of electromagnetic waves and characterizing parameters

**TEXT BOOKS:**

1. Mathew N. O. Sadiku, 'Principles of Electromagnetics', 6th Edition, Oxford University Press Inc. Asian edition, 2015.
2. William H. Hayt and John A. Buck, 'Engineering Electromagnetics', McGraw Hill Special Indian edition, 2014.
3. Kraus and Fleish, 'Electromagnetics with Applications', McGraw Hill International Editions, Fifth Edition, 2010.

**REFERENCES**

1. V.V.Sarwate, 'Electromagnetic fields and waves', Second Edition, Newage Publishers, 2018.
2. J.P.Tewari, 'Engineering Electromagnetics - Theory, Problems and Applications', Second Edition, Khanna Publishers 2013.
3. Joseph. A.Edminister, 'Schaum's Outline of Electromagnetics, Fifth Edition (Schaum's Outline Series), McGraw Hill, 2018.
4. S.P.Ghosh, Lipika Datta, 'Electromagnetic Field Theory', First Edition, McGraw Hill Education(India) Private Limited, 2017.
5. K A Gangadhar, 'Electromagnetic Field Theory', Khanna Publishers; Sixteenth Edition Eighth Reprint :2015





**COURSE OBJECTIVES:**

- To introduce the fundamentals of combinational and sequential digital circuits.
- To study various number systems and to simplify the mathematical expressions using Boolean functions word problems
- To study implementation of combinational circuits using Gates` and MSI Devices.
- To study the design of various synchronous and asynchronous circuits
- To introduce digital simulation techniques for development of application oriented logic circuit

**UNIT I NUMBER SYSTEMS AND DIGITAL LOGIC FAMILIES 9**

Number system, error detection, corrections & codes conversions, Boolean algebra: De-Morgan's theorem, switching functions and minimization using K-maps & Quine McCluskey method - Digital Logic Families -comparison of RTL, DTL, TTL, ECL and MOS families - operation, characteristics of digital logic family.

**UNIT II COMBINATIONAL CIRCUITS 9**

Combinational logic - representation of logic functions-SOP and POS forms, K-map representations - minimization using K maps - simplification and implementation of combinational logic – multiplexers and de multiplexers - code converters, adders, subtractors, Encoders and Decoders.

**UNIT III SYNCHRONOUS SEQUENTIAL CIRCUITS 9**

Sequential logic- SR, JK, D and T flip flops - level triggering and edge triggering - counters - asynchronous and synchronous type - Modulo counters - Shift registers - design of synchronous sequential circuits – Moore and Mealy models- Counters, state diagram; state reduction; state assignment.

**UNIT IV ASYNCHRONOUS SEQUENTIAL CIRCUITS AND PROGRAMMABILITY LOGIC DEVICES 9**

Asynchronous sequential logic Circuits-Transition stability, flow stability-race conditions, hazards & errors in digital circuits; analysis of asynchronous sequential logic circuits-introduction to Programmability Logic Devices: PROM – PLA –PAL, CPLD-FPGA.

**UNIT V VHDL 9**

RTL Design – combinational logic – Sequential circuit – Operators – Introduction to Packages – Subprograms – Test bench. (Simulation /Tutorial Examples: adders, counters, flip flops, Multiplexers & De multiplexers).

**TOTAL : 45 PERIODS****Course Outcomes:**

Upon the successful completion of the course, students will be able to:

CO1: Explain various number systems and characteristics of digital logic families

CO2: Apply K-maps and Quine McCluskey methods to simplify the given Boolean expressions

CO3: Explain the implementation of combinational circuit such as multiplexers and de multiplexers - code converters, adders, subtractors, Encoders and Decoders

CO4: Design various synchronous and asynchronous circuits using Flip Flops  
CO5: Explain asynchronous sequential circuits and programmable logic devices  
CO6: Use VHDL for simulating and testing RTL, combinatorial and sequential circuits

**TEXTBOOKS:**

1. Morris Mano.M, 'Digital Logic and Computer Design', Prentice Hall of India, 3<sup>rd</sup> Edition, 2005.
2. Donald D.Givone, 'Digital Principles and Design', Tata McGraw Hill, 1<sup>st</sup> Edition, 2003
3. Thomas L Floyd, 'Digital fundamentals', Pearson Education Limited, 11<sup>th</sup> Edition, 2018

**REFERENCES:**

1. Tocci R.J., Neal S. Widmer, 'Digital Systems: Principles and Applications', Pearson Education Asia, 12<sup>th</sup> Edition, 2017.
2. Donald P Leach, Albert Paul Malvino, Goutam Sha, 'Digital Principles and Applications', Tata McGraw Hill, 7<sup>th</sup> Edition, 2010.

**EC3301**

**ELECTRON DEVICES AND CIRCUITS**

**L T P C  
3 0 0 3**

**COURSE OBJECTIVES:**

- To understand the structure of basic electronic devices.
- To be exposed to active and passive circuit elements.
- To familiarize the operation and applications of transistor like BJT and FET.
- To explore the characteristics of amplifier gain and frequency response.
- To learn the required functionality of positive and negative feedback systems.

**UNIT I PN JUNCTION DEVICES**

**9**

PN junction diode –structure, operation and V-I characteristics, diffusion and transition capacitance – Clipping & Clamping circuits - Rectifiers – Half Wave and Full Wave Rectifier– Display devices- LED, Laser diodes, Zener diode characteristics- Zener diode Reverse characteristics – Zener diode as regulator.

**UNIT II TRANSISTORS AND THYRISTORS**

**9**

BJT, JFET, MOSFET- structure, operation, characteristics and Biasing UJT, Thyristors and IGBT - Structure and characteristics.

**UNIT III AMPLIFIERS**

**9**

BJT small signal model – Analysis of CE, CB, CC amplifiers- Gain and frequency response –MOSFET small signal model– Analysis of CS and Source follower – Gain and frequency response- High frequency analysis.

**UNIT IV MULTISTAGE AMPLIFIERS AND DIFFERENTIAL AMPLIFIER**

**9**

BIMOS cascade amplifier, Differential amplifier – Common mode and Difference mode analysis – FET input stages – Single tuned amplifiers – Gain and frequency response – Neutralization methods, power amplifiers –Types (Qualitative analysis).

## UNIT V      **FEEDBACK AMPLIFIERS AND OSCILLATORS**

9

Advantages of negative feedback – voltage / current, series, Shunt feedback –positive feedback –  
Condition for oscillations, phase shift – Wien bridge, Hartley, Colpitts and Crystal oscillators.

**TOTAL: 45 PERIODS**

### **COURSE OUTCOMES:**

Upon successful completion of the course, the students will be able to:

- CO1: Explain the structure and operation of PN junction devices (diode, Zener diode, LED and Laser diode)
- CO2: Design clipper, clamper, half wave and full wave rectifier, regulator circuits using PN junction diodes
- CO3: Analyze the structure and characteristics BJT, FET, MOSFET, UJT, Thyristor and IGBT
- CO4: Analyze the performance of various configurations of BJT and MOSFET based amplifier
- CO5: Explain the characteristics of MOS based cascade and differential amplifier
- CO6: Explain the operation of various feedback amplifiers and oscillators

### **TEXT BOOKS:**

1. David A. Bell , "Electronic devices and circuits", Oxford University higher education, 5<sup>th</sup> edition 2008.
2. Sedra and smith, "Microelectronic circuits", 7<sup>th</sup> Edition., Oxford University Press, 2017

### **REFERENCES:**

1. Balbir Kumar, Shail.B.Jain, "Electronic devices and circuits" PHI learning private limited, 2<sup>nd</sup> edition 2014.
2. Thomas L.Floyd, "Electronic devices" Conventional current version, Pearson prentice hall, 10<sup>th</sup> Edition, 2017.
3. Donald A Neamen, "Electronic Circuit Analysis and Design" Tata McGraw Hill, 3rd Edition, 2003.
4. Robert L.Boylestad, "Electronic devices and circuit theory", 11<sup>th</sup> edition, Pearson prentice Hall 2013.
5. Robert B. Northrop, "Analysis and Application of Analog Electronic Circuits to Biomedical Instrumentation", CRC Press, Second edition, 2012.

PROGRESS THROUGH KNOWLEDGE

**COURSE OBJECTIVES:**

- To understand the concept of electromechanical energy conversion system.
- To identify the appropriate machine for a given application based on its characteristics.
- To identify the appropriate test to determine the performance parameters of a given machine.
- To familiarize with the procedure for parallel operation of generators and transformers.
- To deliberate the working of auto transformer and three phase transformers.

**UNIT I ELECTROMECHANICAL ENERGY CONVERSION 9**

Fundamentals of Magnetic circuits- Statically and dynamically induced EMF - Principle of electromechanical energy conversion forces and torque in magnetic field systems- energy balance in magnetic circuits- magnetic force- co-energy in singly excited and multi excited magnetic field system mmf of distributed windings – Winding Inductances-, magnetic fields in rotating machines- magnetic saturation and leakage fluxes. Introduction to Indian Standard Specifications (ISS) - Role and significance in testing.

**UNIT II DC GENERATORS 9**

Principle of operation, constructional details, armature windings and its types, EMF equation, wave shape of induced emf, armature reaction, demagnetizing and cross magnetizing Ampere turns, compensating winding, commutation, methods of improving commutation, interpoles, OCC and load characteristics of different types of DC Generators. Parallel operation of DC Generators, equalizing connections- applications of DC Generators.

**UNIT III DC MOTORS 9**

Principle of operation, significance of back emf, torque equations and power developed by armature, speed control of DC motors, starting methods of DC motors, load characteristics of DC motors, losses and efficiency in DC machine, condition for maximum efficiency. Testing of DC Machines: Brake test, Swinburne's test, Hopkinson's test, Field test, Retardation test, Separation of core losses-applications of DC motors.

**UNIT IV SINGLE PHASE TRANSFORMER 9**

Construction and principle of operation, equivalent circuit, phasor diagrams, testing - polarity test, open circuit and short circuit tests, voltage regulation, losses and efficiency, all day efficiency, back-to-back test, separation of core losses, parallel operation of single-phase transformers, applications of single-phase transformer.

## **UNIT V AUTOTRANSFORMER AND THREE PHASE TRANSFORMER**

**9**

Construction and working of auto transformer, comparison with two winding transformers, applications of autotransformer. Three Phase Transformer- Construction, types of connections and their comparative features, Scott connection, applications of Scott connection.

**TOTAL: 30+15=45 PERIODS**

### **TEXT BOOKS**

1. I. J. Nagrath and D. P. Kothari, "Electric Machines", McGraw Hill Education, 5<sup>th</sup> Edition, 2017.
2. P. S. Bimbhra, "Electric Machinery", Khanna Publishers, 2<sup>nd</sup> Edition, 2021.

### **REFERENCES**

1. A. E. Fitzgerald and C. Kingsley, "Electric Machinery", New York, McGraw Hill Education, 6<sup>th</sup> Edition 2017.
2. A. E. Clayton and N. N. Hancock, "Performance and design of DC machines", CBS Publishers, 2018.
3. M. G. Say, "Performance and design of AC machines", CBS Publishers, First Edition 2008.
4. Sahdev S. K. "Electrical Machines", Cambridge University Press, 2018.

### **COURSE OUTCOMES:**

At the end of the course students will be able to:

- CO1: Apply the laws governing the electromechanical energy conversion for singly and multiple excited systems.
- CO2: Explain the construction and working principle of DC machines.
- CO3: Interpret various characteristics of DC machines.
- CO4: Compute various performance parameters of the machine, by conducting suitable tests.
- CO5: Draw the equivalent circuit of transformer and predetermine the efficiency and regulation.
- CO6: Describe the working principle of auto transformer, three phase transformer with different types of connections.

PROGRESS THROUGH KNOWLEDGE

CS3354

**DATA STRUCTURES AND OOPS**

<b>L</b>	<b>T</b>	<b>P</b>	<b>C</b>
<b>3</b>	<b>0</b>	<b>0</b>	<b>3</b>

**COURSE OBJECTIVES:**

- To introduce the basics of C programming language.
- To learn the concepts of advanced features of C.
- To understand the concepts of ADTs and linear data structures.
- To know the concepts of non-linear data structure and hashing.
- To familiarize the concepts of sorting and searching techniques.

**UNIT I C PROGRAMMING FUNDAMENTALS (8+1 SKILL)**

**9**

Data Types – Variables – Operations – Expressions and Statements – Conditional Statements – Functions – Recursive Functions – Arrays – Single and Multi-Dimensional Arrays.

**UNIT II C PROGRAMMING - ADVANCED FEATURES (8+1 SKILL)**

**9**

Structures – Union – Enumerated Data Types – Pointers: Pointers to Variables, Arrays and Functions – File Handling – Preprocessor Directives.

**UNIT III LINEAR DATA STRUCTURES (8+1 SKILL)**

**9**

Abstract Data Types (ADTs) – List ADT – Array-Based Implementation – Linked List – Doubly- Linked Lists – Circular Linked List – Stack ADT – Implementation of Stack – Applications – Queue ADT – Priority Queues – Queue Implementation – Applications.

**UNIT IV NON-LINEAR DATA STRUCTURES (8+1 SKILL)**

**9**

Trees – Binary Trees – Tree Traversals – Expression Trees – Binary Search Tree – Hashing - Hash Functions – Separate Chaining – Open Addressing – Linear Probing– Quadratic Probing – Double Hashing – Rehashing.

**UNIT V SORTING AND SEARCHING TECHNIQUES (8+1 SKILL)**

**9**

Insertion Sort – Quick Sort – Heap Sort – Merge Sort –Linear Search – Binary Search.

**TOTAL 45 PERIODS**

**SKILL DEVELOPMENT ACTIVITIES (Group Seminar/Mini Project/Assignment/Content Preparation / Quiz/ Surprise Test / Solving GATE questions/ etc)**

**5**

**COURSE OUTCOMES:**

- CO1 Develop C programs for any real world/technical application.
- CO2 Apply advanced features of C in solving problems.
- CO3 Write functions to implement linear and non-linear data structure operations.
- CO4 Suggest and use appropriate linear/non-linear data structure operations for solving a given problem.
- CO5 Appropriately use sort and search algorithms for a given application.
- CO6 Apply appropriate hash functions that result in a collision free scenario for data storage and retrieval.

## TEXT BOOKS:

1. Mark Allen Weiss, "Data Structures and Algorithm Analysis in C", Second Edition, Pearson Education, 1997.
2. ReemaThareja, "Programming in C", Second Edition, Oxford University Press, 2016.

## REFERENCES:

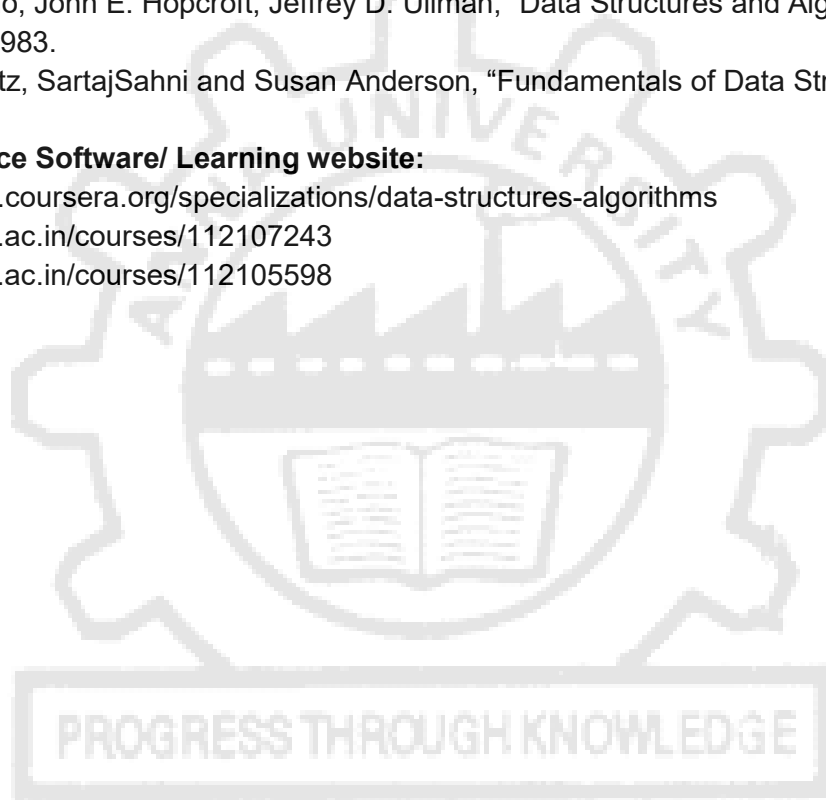
1. Brian W. Kernighan, Rob Pike, "The Practice of Programming", Pearson Education, 1999.
2. Paul J. Deitel, Harvey Deitel, "C How to Program", Seventh Edition, Pearson Education, 2013.
3. Alfred V. Aho, John E. Hopcroft, Jeffrey D. Ullman, "Data Structures and Algorithms", Pearson Education, 1983.
4. Ellis Horowitz, SartajSahni and Susan Anderson, "Fundamentals of Data Structures", Galgotia, 2008.

## List of Open Source Software/ Learning website:

<https://www.coursera.org/specializations/data-structures-algorithms>

<https://nptel.ac.in/courses/112107243>

<https://nptel.ac.in/courses/112105598>



**COURSE OBJECTIVES:**

- To enable the students to understand the behavior of semiconductor device based on experimentation.
- Be exposed to active and passive circuit elements.
- Familiarize the operation and characteristics of transistor like BJT and FET.
- Explore the characteristics of amplifier gain and frequency response.
- Learn the required functionality of positive and negative feedback systems.

**LIST OF EXPERIMENTS**

1. Characteristics of Semiconductor diode, Zener diode , photo diode , and photo transistor,
2. Characteristics of NPN Transistor under common emitter , common collector and common base configurations
3. Characteristics of JFET and draw the equivalent circuit
4. Characteristics of UJT and generation of saw tooth waveforms
5. Design and frequency response characteristics of a Common Emitter amplifier
6. Characteristics of light activated relay circuit
7. Design and testing of RC phase shift and LC oscillators
8. Characteristics of Single Phase half-wave and full wave rectifiers with inductive and capacitive filters
9. Design of Differential amplifiers using FET
10. Measurement of frequency and phase angle using CRO
11. Realization of passive filters

**TOTAL : 45 PERIODS****COURSE OUTCOMES:**

Upon successful completion of the course, the students will be able to:

- CO1: Analyze the characteristics of PN, Zener diode and BJT in CE,CC,CB configurations experimentally
- CO2: Analyze the characteristics of JFET and UJT experimentally
- CO3: Analyze frequency response characteristics of a Common Emitter amplifier experimentally
- CO4: Analyze the characteristics of RC phase shift and LC oscillators experimentally
- CO5: Analyze the characteristics of half-wave and full-wave rectifier with and without filters experimentally
- CO6: Analyze the characteristics of FET based differential amplifier experimentally
- CO7: Calculate the frequency and phase angle using CRO experimentally
- CO8: Analyze the frequency response characteristics of passive filters experimentally



**COURSE OBJECTIVES:**

- To expose the students to determine the characteristics of DC machines and transformers by performing experiments on these machines.
- To provide hands on experience to evaluate the performance parameters of DC machines and transformer by conducting suitable tests.

**LIST OF EXPERIMENTS:**

1. Open circuit and load characteristics of DC shunt generator- calculation of critical resistance and critical speed.
2. Load characteristics of DC compound generator with differential and cumulative connections.
3. Load test on DC shunt motor.
4. Load test on DC compound motor.
5. Load test on DC series motor.
6. Swinburne's test and speed control of DC shunt motor.
7. Hopkinson's test on DC motor – generator set.
8. Load test on single-phase transformer and three phase transformers.
9. Open circuit and short circuit tests on single phase transformer.
10. Sumpner's test on single phase transformers.
11. Separation of no-load losses in single phase transformer.
12. Study of starters and 3-phase transformers connections.

**TOTAL: 45 PERIODS****COURSE OUTCOMES:**

At the end of the course students will be able to:

- CO1: Construct the circuit with appropriate connections for the given DC machine/transformer.
- CO2: Experimentally determine the characteristics of different types of DC machines.
- CO3: Demonstrate the speed control techniques for a DC motor for industrial applications.
- CO4: Identify suitable methods for testing of transformer and DC machines.
- CO5: Predetermine the performance parameters of transformers and DC motor.
- CO6: Understand DC motor starters and 3-phase transformer connections.

**COURSE OBJECTIVES:**

- To implement linear and non-linear data structures
- To understand the different operations of search trees
- To implement graph traversal algorithms
- To get familiarized to sorting and searching algorithms

**LIST OF EXPERIMENTS**

1. Array implementation of Stack and Queue ADTs
2. Array implementation of List ADT
3. Linked list implementation of List, Stack and Queue ADTs
4. Applications of List, Stack and Queue ADTs
5. Implementation of Binary Trees and operations of Binary Trees
6. Implementation of Binary Search Trees
7. Implementation of AVL Trees
8. Implementation of Heaps using Priority Queues.
9. Graph representation and Traversal algorithms
10. Applications of Graphs
11. Implementation of searching and sorting algorithms
12. Hashing – any two collision techniques

**TOTAL(40+5\*): 45 PERIODS**

**\* SKILL DEVELOPMENT ACTIVITIES (Group Seminar/Mini Project/Assignment/Content Preparation / Quiz/ Surprise Test / Solving GATE questions/ etc)**

**5****COURSE OUTCOMES:**

At the end of the course, the students will be able to:

- CO1 Write functions to implement linear and non-linear data structure operations
- CO2 Suggest appropriate linear / non-linear data structure operations for solving a given problem
- CO3 Appropriately use the linear / non-linear data structure operations for a given problem
- CO4 Apply appropriate hash functions that result in a collision free scenario for data storage and Retrieval
- CO5 Ability to apply Sorting and searching Algorithms for give application

**UNIT I ENVIRONMENT AND BIODIVERSITY****6**

Definition, scope and importance of environment – need for public awareness. Eco-system and Energy flow– ecological succession. Types of biodiversity: genetic, species and ecosystem diversity– values of biodiversity, India as a mega-diversity nation – hot-spots of biodiversity – threats to biodiversity: habitat loss, poaching of wildlife, man-wildlife conflicts – endangered and endemic species of India – conservation of biodiversity: In-situ and ex-situ.

**UNIT II ENVIRONMENTAL POLLUTION****6**

Causes, Effects and Preventive measures of Water, Soil, Air and Noise Pollutions. Solid, Hazardous and E-Waste management. Case studies on Occupational Health and Safety Management system (OHASMS). Environmental protection, Environmental protection acts .

**UNIT III RENEWABLE SOURCES OF ENERGY****6**

Energy management and conservation, New Energy Sources: Need of new sources. Different types new energy sources. Applications of- Hydrogen energy, Ocean energy resources, Tidal energy conversion. Concept, origin and power plants of geothermal energy.

**UNIT IV SUSTAINABILITY AND MANAGEMENT****6**

Development, GDP, Sustainability- concept, needs and challenges-economic, social and aspects of sustainability-from unsustainability to sustainability-millennium development goals, and protocols - Sustainable Development Goals-targets, indicators and intervention areas Climate change- Global, Regional and local environmental issues and possible solutions-case studies. Concept of Carbon Credit, Carbon Footprint. Environmental management in industry-A case study.

**UNIT V SUSTAINABILITY PRACTICES****6**

Zero waste and R concept, Circular economy, ISO 14000 Series, Material Life cycle assessment, Environmental Impact Assessment. Sustainable habitat: Green buildings, Green materials, Energy efficiency, Sustainable transports. Sustainable energy: Non-conventional Sources, Energy Cycles-carbon cycle, emission and sequestration, Green Engineering: Sustainable urbanization- Socio-economical and technological change.

**TOTAL: 30 PERIODS****TEXT BOOKS:**

1. Anubha Kaushik and C. P. Kaushik's "Perspectives in Environmental Studies", 6th Edition, New Age International Publishers ,2018.
2. Benny Joseph, 'Environmental Science and Engineering', Tata McGraw-Hill, New Delhi, 2016.
3. Gilbert M.Masters, 'Introduction to Environmental Engineering and Science', 2nd edition, Pearson Education, 2004.
4. Allen, D. T. and Shonnard, D. R., Sustainability Engineering: Concepts, Design and Case Studies, Prentice Hall.
5. Bradley. A.S; Adebayo, A.O., Maria, P. Engineering applications in sustainable design and development, Cengage learning.
6. Environment Impact Assessment Guidelines, Notification of Government of India, 2006.

7. Mackenthun, K.M., Basic Concepts in Environmental Management, Lewis Publication, London, 1998.

## REFERENCES

1. R.K. Trivedi, 'Handbook of Environmental Laws, Rules, Guidelines, Compliances and Standards', Vol. I and II, Enviro Media. 38.
2. Cunningham, W.P. Cooper, T.H. Gorhani, 'Environmental Encyclopedia', Jaico Publ., House, Mumbai, 2001.
3. Dharmendra S. Sengar, 'Environmental law', Prentice hall of India PVT. LTD, New Delhi, 2007.
4. Rajagopalan, R, 'Environmental Studies-From Crisis to Cure', Oxford University Press, 2005.
5. Erach Bharucha "Textbook of Environmental Studies for Undergraduate Courses" Orient Blackswan Pvt. Ltd. 2013.

EE3401

## TRANSMISSION AND DISTRIBUTION

L	T	P	C
3	0	0	3

### COURSE OBJECTIVES:

- To impart knowledge about the configuration of the electrical power systems.
- To study the line parameters and interference with neighboring circuits.
- To understand the mechanical design and performance analysis of transmission lines.
- To learn about different insulators and underground cables.
- To understand and analyze the distribution system.

### UNIT I TRANSMISSION LINE PARAMETERS 9

Structure of electric power system - Parameters of single and three phase transmission lines with single and double circuits -Resistance, inductance, and capacitance of solid, stranded, and bundled conductors - Typical configuration, conductor types - Symmetrical and unsymmetrical spacing and transposition – application of self and mutual GMD; skin and proximity effects - Effects of earth on the capacitance of the transmission line - interference with neighboring communication circuits.

### UNIT II MODELLING AND PERFORMANCE OF TRANSMISSION LINES 9

Performance of Transmission lines – short line, medium line and long line – equivalent circuits, phasor diagram, attenuation constant, phase constant, surge impedance – transmission efficiency and voltage regulation, real and reactive power flow in lines – Power Circle diagrams – Ferranti effect – Formation of Corona – Critical Voltages – Effect on line Performance.

### UNIT III SAG CALCULATION AND LINE SUPPORTS 9

Mechanical design of overhead lines – Line Supports –Types of towers – Tension and Sag Calculation for different weather conditions – Methods of grounding - Insulators: Types, voltage distribution in insulator string, improvement of string efficiency, testing of insulators.

### UNIT IV UNDERGROUND CABLES 9

Underground cables – Types of cables – Construction of single-core and 3-core belted cables – Insulation Resistance – Potential Gradient – Capacitance of single-core and 3-core belted cables – Grading of cables – Power factor and heating of cables– DC cables.

## **UNIT V                    DISTRIBUTION SYSTEMS**

**9**

Distribution Systems – General Aspects – Kelvin’s Law – AC and DC distributions – Concentrated and Distributed loading- Techniques of Voltage Control and Power factor improvement – Distribution Loss – Types of Substations – Trends in Transmission and Distribution: EHVAC, HVDC and FACTS (Qualitative treatment only).

**TOTAL: 45 PERIODS**

### **TEXT BOOKS:**

1. D.P.Kothari, I.J. Nagarath, ‘Power System Engineering’, Mc Graw-Hill Publishing Company limited, New Delhi, Third Edition, 2019.
2. C.L.Wadhwa, ‘Electrical Power Systems’, New Age International Ltd, seventh edition 2022.
3. S.N. Singh, ‘Electric Power Generation, Transmission and Distribution’, Prentice Hall of India Pvt. Ltd, New Delhi, Second Edition, 2008.

### **REFERENCE BOOKS:**

1. B.R.Gupta, ‘Power System Analysis and Design’ S. Chand, New Delhi, Sixth Edition, 2011.
2. Luces M.Fualken berry, Walter Coffey, ‘Electrical Power Distribution and Transmission’, Pearson Education, 2007.
3. Arun Ingole, "Power transmission and distribution" Pearson Education, first edition, 2018
4. J.Brian Hardy and Colin R.Bayliss ‘Transmission and Distribution in Electrical Engineering’, Newnes; Fourth Edition, 2011.
5. G.Ramamurthy, “Handbook of Electrical power Distribution,” Universities Press, 2013.
6. V.K.Mehta, Rohit Mehta, ‘Principles of power system’, S. Chand & Company Ltd, New Delhi, 2013
7. Hadi Saadat, ‘Power System Analysis’, McGraw Hill Education Pvt. Ltd., New Delhi, 3<sup>rd</sup> Edition, 23<sup>rd</sup> reprint, 2015.
8. R.K.Rajput, ‘A Text Book of Power System Engineering’ 2<sup>nd</sup> edition, Laxmi Publications (P) Ltd, New Delhi, 2016.

### **COURSE OUTCOMES**

On the successful completion of the course, students will be able to:

- CO1 : Understand the structure of power system, computation of transmission line parameter for different configurations and the impact of skin and proximity effects.
- CO2 : Model the transmission lines to determine the line performance and to understand the impact of Ferranti effect and corona on line performance.
- CO3 : Do Mechanical design of transmission lines, grounding and to understand about the insulators in transmission system.
- CO4 : Design the underground cables and understand the performance analysis of underground cable.
- CO5 : Understand the modelling, performance analysis and modern trends in distribution system.

**COURSE OBJECTIVES:**

To impart knowledge on the following topics

- Signal analysis using Op-amp based circuits.
- Applications of Op-amp.
- Functional blocks and the applications of special ICs like Timers, PLL circuits, regulator Circuits.
- IC fabrication procedure.

**UNIT I IC FABRICATION****9**

IC classification, fundamental of monolithic IC technology, epitaxial growth, masking and etching, diffusion of impurities. Realisation of monolithic ICs and packaging. Fabrication of diodes, capacitance, resistance, FETs and PV Cell.

**UNIT II CHARACTERISTICS OF OPAMP****9**

Ideal OP-AMP characteristics, DC characteristics, AC characteristics, differential amplifier; frequency response of OP-AMP; Voltage-shunt feedback and inverting amplifier - Voltage series feedback: and Non-Inverting Amplifier - Basic applications of op-amp – , summer, differentiator and Integrator-V/I & I/V converters.

**UNIT III APPLICATIONS OF OPAMP****9**

Instrumentation amplifier and its applications for transducer Bridge, Log and Antilog Amplifiers- Analog multiplier & Divider, first and second order active filters, comparators, multi vibrators, waveform generators, clippers, clampers, peak detector, S/H circuit,-D/A converter (R- 2R ladder and weighted resistor types), A/D converters using OP-AMPS.

**UNIT IV SPECIAL ICs****9**

Functional block, characteristics of 555 Timer and its PWM application - IC-566 voltage controlled oscillator IC; 565-phase locked loop IC, AD633 Analog multiplier ICs.

**UNIT V APPLICATION ICs****9**

AD623 Instrumentation Amplifier and its application as load cell weight measurement - IC voltage regulators –LM78XX, LM79XX; Fixed voltage regulators its application as Linear power supply - LM317, 723 Variability voltage regulators, switching regulator- SMPS - ICL 8038 function generator IC.

**TOTAL :45 PERIODS****COURSE OUTCOMES:**

Upon successful completion of the course, the students will be able to:

- CO1 Explain monolithic IC fabrication process
- CO2 Explain the fabrication of diodes, capacitance, resistance, FETs and PV Cell.
- CO3 Analyze the characteristics and basic applications (inverting/non-inverting amplifier, summer, differentiator, integrator, V/I and I/V converter) of Op-Amp
- CO4 Explain circuit and applications of op-amp based instrumentation amplifier, log/antilog amplifier, analog multiplier /divider, active filters, comparators, waveform generators, A/D and D/A converters
- CO5 Explain Functional blocks, characteristics and applications of Timer, PLL, analog multiplier ICs.

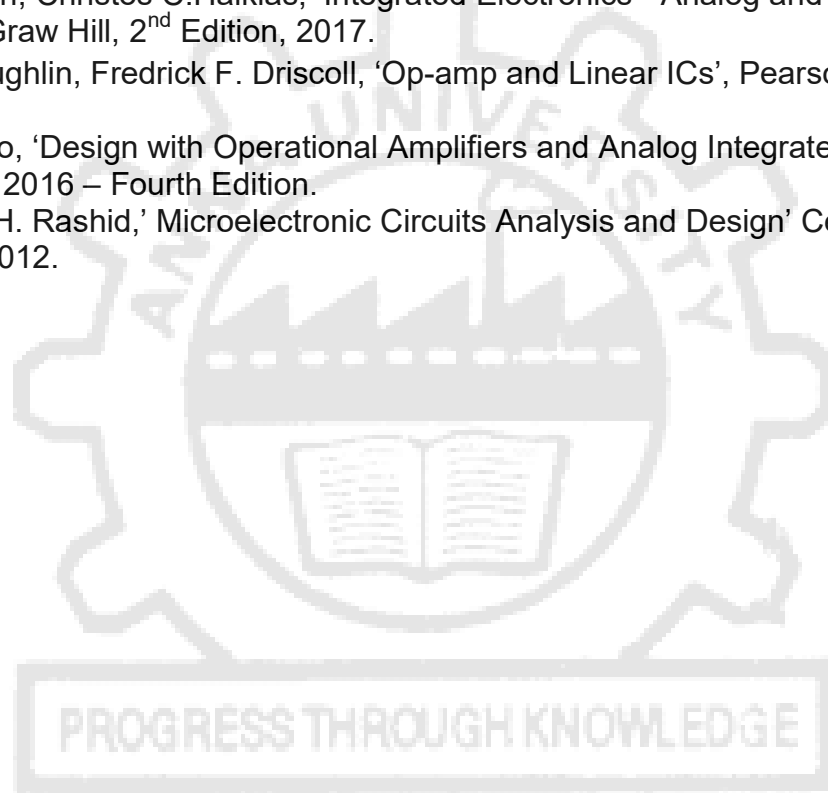
CO6 Explain the applications of ICs in Instrumentation amplifier, fixed and variable voltage regulator, SMPS and function generator

**TEXT BOOKS:**

1. David A. Bell, 'Op-amp & Linear ICs', Oxford, Third Edition, 2011
2. D. Roy Choudhary, Sheil B. Jani, 'Linear Integrated Circuits', , New Age, Fourth Edition, 2018.
3. Ramakant A.Gayakward, 'Op-amps and Linear Integrated Circuits', IV edition, Pearson Education, PHI 2021.

**REFERENCES**

1. Fiore,"Opamps& Linear Integrated Circuits Concepts & applications", Cengage, 2010.
2. Floyd ,Buchla,"Fundamentals of Analog Circuits, Pearson, 2013.
3. Jacob Millman, Christos C.Halkias, 'Integrated Electronics - Analog and Digital circuits system', McGraw Hill, 2<sup>nd</sup> Edition, 2017.
4. Robert F.Coughlin, Fredrick F. Driscoll, 'Op-amp and Linear ICs', Pearson, 6th edition,2012.
5. Sergio Franco, 'Design with Operational Amplifiers and Analog Integrated Circuits', McGraw Hill, 2016 – Fourth Edition.
6. Muhammad H. Rashid,' Microelectronic Circuits Analysis and Design' Cengage Learning, 2<sup>nd</sup> Edition, 2012.



**COURSE OBJECTIVES**

- To educate the fundamental concepts and characteristics of measurement and errors
- To impart the knowledge on the functional aspects of measuring instruments
- To infer the importance of various bridge circuits used with measuring instruments.
- To educate the fundamental working of sensors and transducers and their applications
- To summarize the overall measurement and instrumentation with the knowledge on digital instrumentation principles.

**UNIT I CONCEPTS OF MEASUREMENTS****9**

Instruments: classification, applications – Elements of a generalized measurement system - Static and dynamic characteristics - Errors in measurement -Statistical evaluation of measurement data.

**UNIT II MEASUREMENT OF PARAMETERS IN ELECTRICAL SYSTEMS****9**

Classification of instruments – moving coil and moving iron meters – Induction type, dynamometer type watt meters – Energy meter – Megger – Instrument transformers (CT & PT).

**UNIT III AC/DC BRIDGES AND INSTRUMENTATION AMPLIFIERS****9**

Wheatstone bridge, Kelvin double bridge - Maxwell, Hay, Wien and Schering bridges – Errors and compensation in A.C. bridges - Instrumentation Amplifiers.

**UNIT IV TRANSDUCERS FOR MEASUREMENT OF NON- ELECTRICAL PARAMETERS****9**

Classification of transducers – Measurement of pressure, temperature, displacement, flow, angular velocity – Digital transducers – Smart Sensors.

**UNIT V DIGITAL INSTRUMENTATION****9**

A/D converters: types and characteristics – Sampling, Errors- Measurement of voltage, Current, frequency and phase - D/A converters: types and characteristics- DSO- Data Loggers – Basics of PLC programming and Introduction to Virtual Instrumentation - Instrument standards.

**TOTAL: 45 PERIODS****COURSE OUTCOMES:**

Upon successful completion of the course, the students should have the:

CO1: Ability to understand the fundamental art of measurement in engineering.

CO2: Ability to understand the structural elements of various instruments.

CO3: Ability to understand the importance of bridge circuits.

CO4: Ability to understand about various transducers and their characteristics by experiments.

CO5: Ability to understand the concept of digital instrumentation and virtual instrumentation by experiments.

**TEXT BOOKS:**

1. A.K. Sawhney, Puneet Sawhney 'A Course in Electrical & Electronic Measurements & Instrumentation', Dhanpat Rai and Co, New Delhi, Edition 2011.
2. H.S. Kalsi, 'Electronic Instrumentation', Tata McGraw-Hill, New Delhi, 2010



## REFERENCES:

1. M.M.S. Anand, 'Electronics Instruments and Instrumentation Technology', Prentice Hall India, New Delhi, 2009
2. J.J. Carr, 'Elements of Electronic Instrumentation and Measurement', Pearson Education India, New Delhi, 2011
3. W.Bolton, Programmable Logic Controllers, 6<sup>th</sup> Edition, Elseiver, 2015.
4. R.B. Northrop, 'Introduction to Instrumentation and Measurements', Taylor & Francis, New Delhi, 3<sup>rd</sup> Edition 2014.
5. E. O. Doebelin and D. N. Manik, "Measurement Systems – Application and Design", Tata McGraw-Hill, New Delhi, 6<sup>th</sup> Edition 2017.
6. R. K. Rajput, "Electrical and Electronics Measurements and Instrumentation", Chand Pub, 2016

**EE3404**

**MICROPROCESSOR AND MICROCONTROLLER**

**LT P C  
3 0 0 3**

### COURSE OBJECTIVES:

- To study the addressing modes & instruction set of 8085 & 8051
- To develop skills in simple program writing in assembly languages
- To introduce commonly used peripheral/interfacing ICs.
- To study and understand typical applications of micro-processors.
- To study and understand the typical applications of micro-controllers

**UNIT I INTRODUCTION TO 8085 ARCHITECTURE 9**  
Functional block diagram – Memory interfacing–I/O ports and data transfer concepts – Timing Diagram – Interrupt structure.

**UNIT II 8085 INSTRUCTION SET AND PROGRAMMING 9**  
Instruction format and addressing modes – Assembly language format – Data transfer, data manipulation & control instructions – Programming: Loop structure with counting & Indexing - Look up table - Subroutine instructions, stack.

**UNIT III INTERFACING BASICS AND ICS 9**  
Study of Architecture and programming of ICs: 8255 PPI, 8259PIC, 8251USART, 8279 Keyboard display controller and 8254 Timer/Counter – Interfacing with 8085 -A/D and D/A converter interfacing.

**UNIT IV INTRODUCTION TO 8051 MICROCONTROLLER 9**  
Functional block diagram - Instruction format and addressing modes – Interrupt structure – Timer – I/O ports – Serial communication, Simple programming –keyboard and display interface – Temperature control system –stepper motor control - Usage of IDE for assembly language programming.

## **UNIT V INTRODUCTION TO RISC BASED ARCHITECTURE**

**9**

PIC16 /18 architecture, Memory organization – Addressing modes – Instruction set - Programming techniques – Timers – I/O ports – Interrupt programming.

**TOTAL:45 PERIODS**

### **COURSE OUTCOMES:**

Upon successful completion of the course, the students should have the:

- CO1: Ability to write assembly language program for microprocessor and microcontroller
- CO2: Ability to design and implement interfacing of peripheral with microprocessor and microcontroller
- CO3: Ability to analyze, comprehend, design and simulate microprocessor based systems used for control and monitoring.
- CO4: Ability to analyze, comprehend, design and simulate microcontroller based systems used for control and monitoring.
- CO5: Ability to understand and appreciate advanced architecture evolving microprocessor field

### **TEXTBOOKS:**

1. Ramesh S. Gaonkar, 'Microprocessor Architecture Programming and Application', Penram International (P)ltd., Mumbai, 6<sup>th</sup> Edition, 2013.
2. Muhammad Ali Mazidi & Janice Gilli Mazidi, 'The 8051 Micro Controller and Embedded Systems', Pearson Education, Second Edition 2011.
3. Muhammad Ali Mazidi & Janice Gilli Mazidi, 'The PIC Micro Controller and Embedded Systems', 2010

### **REFERENCES:**

1. Douglas V. Hall, "Micro-processors & Interfacing", Tata McGraw Hill 3<sup>rd</sup> Edition, 2017.
2. Krishna Kant, "Micro-processors & Micro-controllers", Prentice Hall of India, 2007.
3. Mike Predko, "8051 Micro-controllers", McGraw Hill, 2009
4. Kenneth Ayala, 'The 8051 Microcontroller', Thomson, 3<sup>rd</sup> Edition 2004.

UNIVERSITY OF APPLIED SCIENCES  
TECHNICAL EDUCATION  
MUMBAI  
PROGRESS THROUGH KNOWLEDGE

**COURSE OBJECTIVES:**

To impart knowledge on the following Topics

- Construction and performance of salient and non – salient type synchronous generators.
- Principle of operation and performance of synchronous motor.
- Construction, principle of operation and performance of induction machines.
- Starting and speed control of three-phase induction motors.
- Construction, principle of operation and performance of single phase induction motors and special machines.

**UNIT I SYNCHRONOUS GENERATOR****9**

Constructional details – Types of rotors –winding factors- EMF equation – Synchronous reactance – Armature reaction – Phasor diagrams of non-salient pole synchronous generator connected to infinite bus--Synchronizing and parallel operation – Synchronizing torque -Change of excitation and mechanical input- Voltage regulation – EMF, MMF, ZPF and A.S.A method – steady state power-angle characteristics– Two reaction theory –slip test -short circuit transients - Capability Curves.

**UNIT II SYNCHRONOUS MOTOR****9**

Principle of operation – Torque equation – Operation on infinite bus bars - V and Inverted V curves – Power input and power developed equations – Starting methods – Current loci for constant power input, constant excitation and constant power Developed-Hunting – natural frequency of oscillations – damper windings- synchronous condenser.

**UNIT III THREE PHASE INDUCTION MOTOR****9**

Constructional details – Types of rotors – Principle of operation – Slip –cogging and crawling- Equivalent circuit – Torque-Slip characteristics - Condition for maximum torque – Losses and efficiency – Load test - No load and blocked rotor tests - Circle diagram – Separation of losses – Double cage induction motors –Induction generators – Synchronous induction motor.

**UNIT IV STARTING AND SPEED CONTROL OF THREE PHASE INDUCTION MOTOR****9**

Need for starting – Types of starters – DOL, Rotor resistance, Autotransformer and Star delta starters – Speed control – Voltage control, Frequency control and pole changing – Cascaded Connection-V/f control – Slip power recovery Scheme-Braking of three phase induction motor: Plugging, dynamic braking and regenerative braking.

**UNIT V SINGLE PHASE INDUCTION MOTORS AND SPECIAL MACHINES****9**

Constructional details of single phase induction motor – Double field revolving theory and operation – Equivalent circuit – No load and blocked rotor test – Performance analysis – Starting methods of single-phase induction motors – Capacitor-start capacitor run Induction motor- Shaded pole induction motor - Linear induction motor – Repulsion motor - Hysteresis motor - AC series motor- Servo motors- Stepper motors - introduction to magnetic levitation systems.

**TOTAL: 45 PERIODS****COURSE OUTCOMES:**

Upon the successful completion of the course, students will have the:

CO1: Ability to understand the construction and working principle of Synchronous generator

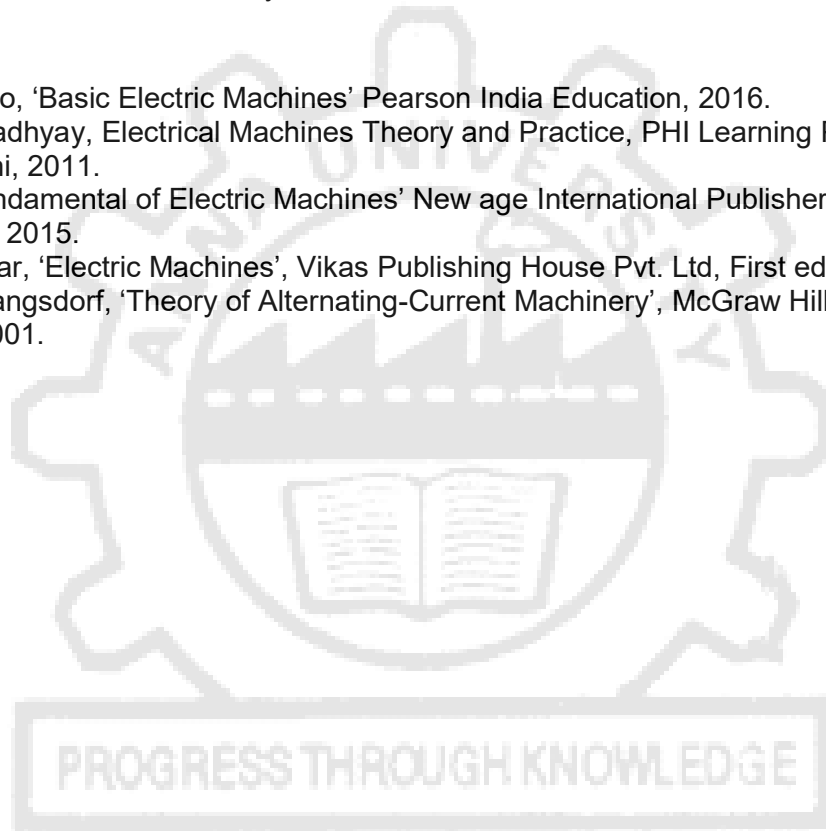
- CO2: Ability to understand the construction and working principle of Synchronous Motor  
CO3: Ability to understand the construction and working principle of Three Phase Induction Motor  
CO4: Acquire knowledge about the starting and speed control of induction motors.  
CO5: To gain knowledge about the basic principles and working of Single phase induction motors and Special Electrical Machines.

**TEXT BOOKS:**

1. A.E. Fitzgerald, Charles Kingsley, Stephen. D. Umans, 'Electric Machinery', Mc Graw Hill publishing Company Ltd, 6<sup>th</sup> Edition 2017.
2. Stephen J. Chapman, 'Electric Machinery Fundamentals' 4<sup>th</sup> edition, McGraw Hill Education Pvt. Ltd, 4<sup>th</sup> Edition 2017.
3. D.P. Kothari and I.J. Nagrath, 'Electric Machines', McGraw Hill Publishing Company Ltd, 5<sup>th</sup> Edition 2017
4. P.S. Bhimbhra, 'Electrical Machinery', Khanna Publishers, edition 2, 2021.

**REFERENCES**

1. Vincent Del Toro, 'Basic Electric Machines' Pearson India Education, 2016.
2. M.N. Bandyopadhyay, Electrical Machines Theory and Practice, PHI Learning PVT LTD., New Delhi, 2011.
3. B.R.Gupta, 'Fundamental of Electric Machines' New age International Publishers, 3<sup>rd</sup> Edition, Reprint 2015.
4. Muruges Kumar, 'Electric Machines', Vikas Publishing House Pvt. Ltd, First edition 2010.
5. Alexander S. Langsdorf, 'Theory of Alternating-Current Machinery', McGraw Hill Publications, 2001.



**COURSE OBJECTIVES:**

- To expose the students to the operation of synchronous machines and induction motors and give them experimental skill.

**LIST OF EXPERIMENTS**

1. Regulation of three phase alternator by EMF and MMF methods.
2. Regulation of three phase alternator by ZPF and ASA methods.
3. Regulation of three phase salient pole alternator by slip test.
4. Measurements of negative sequence and zero sequence impedance of alternators.
5. V and Inverted V curves of Three Phase Synchronous Motor.
6. Load test on three-phase induction motor.
7. No load and blocked rotor tests on three-phase induction motor (Determination of equivalent circuit parameters).
8. Separation of No-load losses of three-phase induction motor.
9. Load test on single-phase induction motor.
10. No load and blocked rotor test on single-phase induction motor.
11. Study of Induction Motor Starters

**TOTAL: 45 PERIODS****COURSE OUTCOMES:**

At the end of the course, the student should have the:

CO1: Ability to understand and analyze EMF and MMF methods

CO2: Ability to analyze the characteristics of V and Inverted V curves

CO3: Acquire hands on experience of conducting various tests on alternators and obtaining their performance indices using standard analytical as well as graphical methods. to understand the importance of Synchronous machines

CO4: Acquire hands on experience of conducting various tests on alternators and obtaining their performance indices using standard analytical as well as graphical methods. to understand the importance of single and three phase Induction motors

CO5: Ability to acquire knowledge on separation of losses

PROGRESS THROUGH KNOWLEDGE

**COURSE OBJECTIVES:**

- To learn design, testing and characterizing of circuit behavior with combinational logic gate ICs.
- To learn design, testing and characterizing of circuit behavior with register/ counter and sequential logic ICs.
- To learn design, testing and characterizing of circuit behavior with OPAMP ICs.
- To learn design, testing and characterizing of circuit behavior with analog Ics like 555 timer VCO and regulators.
- To learn design, testing and characterizing of circuit behavior with digital Ics like decoders, multiplexers.

**LIST OF EXPERIMENTS**

1. Implementation of Boolean Functions, Adder and Subtractor circuits.
2. Code converters: Excess-3 to BCD and Binary to Gray code converter and vice-versa.
3. Parity generator and parity checking.
4. Encoders and Decoders.
5. Counters: Design and implementation of 3-bit modulo counters as synchronous and Asynchronous types using FF IC's and specific counter IC.
6. Shift Registers: Design and implementation of 4-bit shift registers in SISO, SIPO, PISO, PIPO modes using suitability IC's.
7. Study of multiplexer and de multiplexer
8. Timer IC application: Study of NE/SE 555 timer in Astability, Monostability operation.
9. Application of Op-Amp: inverting and non-inverting amplifier, Adder, comparator, Integrator and Differentiator.
10. Voltage to frequency characteristics of NE/ SE 566 IC.
11. Variability Voltage Regulator using IC LM317.

**TOTAL: 45 PERIODS****COURSE OUTCOMES:**

At the end of the course, the student should have the:

CO1: Ability to understand and implement Boolean Functions.

CO2: Ability to understand the importance of code conversion

CO3: Ability to Design and implement circuits with digital ICs like decoders, multiplexers, register.

CO4: Ability to acquire knowledge on Application of Op-Amp

CO5: Ability to Design and implement counters using analog ICs like timers, VCOs and digital ICs like Flip-flops and counters.

**COURSE OBJECTIVES:**

- To perform simple arithmetic operations using assembly language program and study the addressing modes & instruction set of 8085 & 8051
- To develop skills in simple program writing in assembly languages
- To write an assembly language program to convert Analog input to Digital output and Digital input to Analog output.
- To perform interfacing experiments with  $\mu P8085$  and  $\mu C8051$
- To study various digital integrated circuits used in simple system configuration.

**PROGRAMMING EXERCISES / EXPERIMENTS WITH  $\mu P8085$ :**

1. Simple arithmetic operations: Multi precision addition / subtraction /multiplication / division.
2. Programming with control instructions: Increment / Decrement, Ascending / Descending order, Maximum / Minimum of numbers, Rotate instructions, Hex / ASCII / BCD code conversions.
3. Interface Experiments: A/D Interfacing. D/A Interfacing. Traffic light controller
4. Stepper motor controller interface. Programming exercises / Experiments with  $\mu C8051$ :
5. Simple arithmetic operations with 8051: Multi precision addition / subtraction / multiplication/ division.
6. Programming with control instructions: Increment / Decrement, Ascending / Descending order, Maximum / Minimum of numbers, Rotate instructions, Hex / ASCII / BCD code conversions.
7. Interface Experiments: A/D Interfacing. D/A Interfacing. Traffic light controller
8. Stepper motor controller interface. Experiments with Digital ICs:
9. Design of combinational logic circuits. (Verification of truth table for AND, OR, EXOR, NOT, NOR, NAND, JK FF, RS FF DFF).
10. Implementation of Boolean Functions, Adder / Subtractor circuits ; Realizing given function with minimum number of gates by minimization methods.
11. Study Implementation of binary / BCD counters, modulo-n counters
12. Design and implementation of Synchronous sequential counters.
13. Programming PIC architecture with software tools.

**TOTAL :45 PERIODS****COURSE OUTCOMES:**

After studying the above subject, students should have the:

- CO1: Ability to design and implement combinational logic circuits and to analysis simple sequential logic circuits.
- CO2: Ability to write assembly language program for microprocessor and microcontroller
- CO3: Ability to design and implement interfacing of peripheral with microprocessor and microcontroller
- CO4: Ability to analyze, comprehend, design and simulate microprocessor based systems used for control and monitoring..
- CO5: Ability to analyze, comprehend, design and simulate microcontroller based systems used for control and monitoring.